

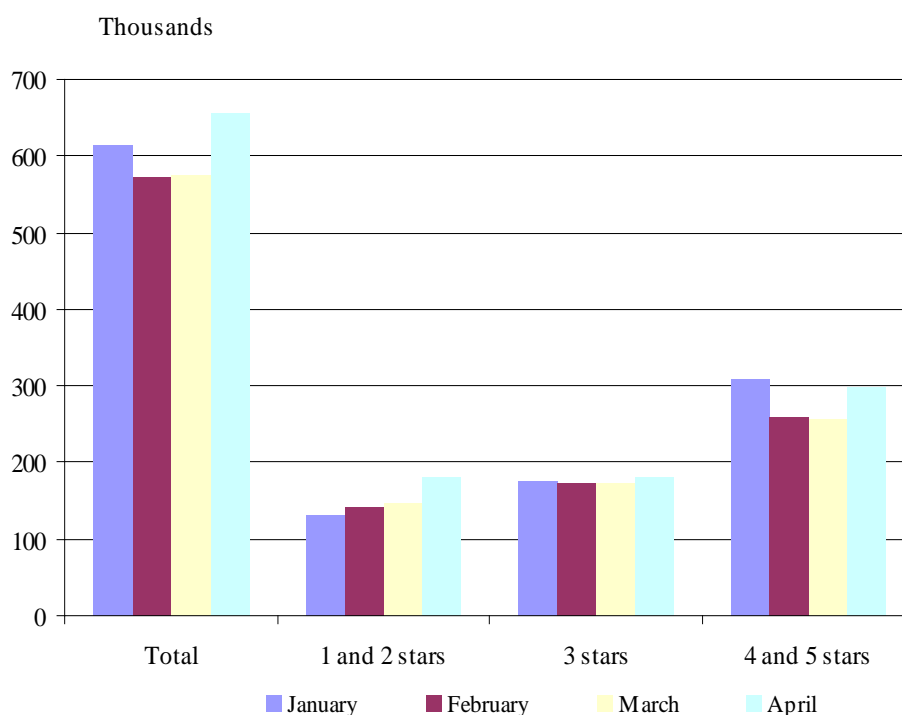


## ACTIVITY OF ACCOMMODATION ESTABLISHMENTS<sup>1</sup> IN APRIL 2012

In April 2012, 1 710 accommodation establishments - hotels, motels, camping sites, mountain chalets and other establishments for short-term accommodation with more than 10 bed places were functioned in the country (Table 1). The total number of the rooms in them was 60.8 thousands and the bed-places were 121.0 thousands. In comparison with the previous month the total number of accommodation establishments increased by 1.4 and the bed-places in them - by 22.6%.

The total number of the nights spent in all accommodation establishments amounted to 656.3 thousand or by 14.1% more as compared to March 2012. The greatest increase of the nights spent in accommodation establishments with 1, 2 stars (22.6%) and a least those with 3 stars - 4.0%. The nights spent both by Bulgarian and foreign citizens increased by 2.2 and 17.2 % respectively.

**Figure 1. The nights spent in accommodation establishments  
by categories and months in 2012**

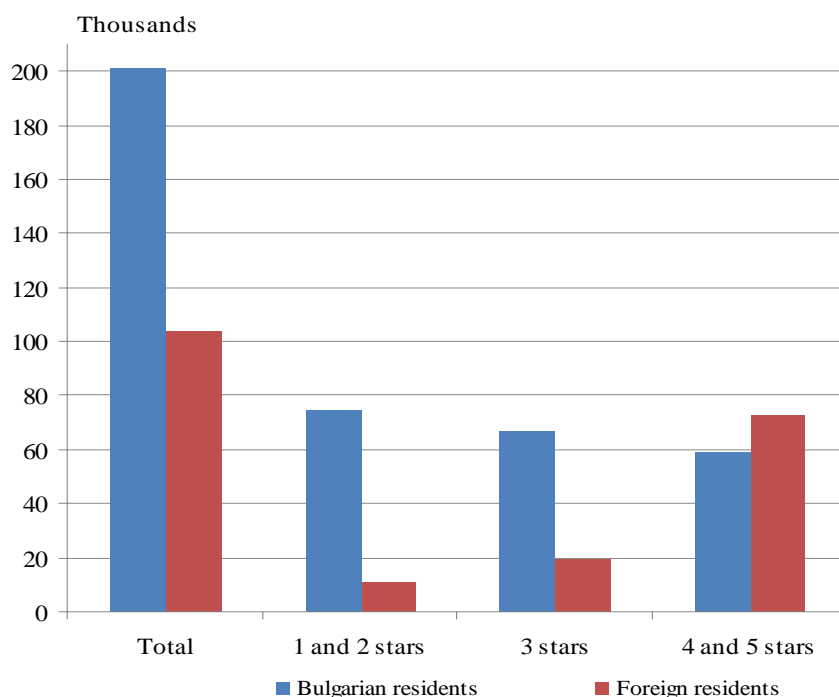


<sup>1</sup> Since January 2012 the survey on accommodation establishments has been carried out monthly in compliance with the Regulation 692/2011 of the European Parliament and of the Council concerning European statistics on tourism and the regulation 1051/2011 of the Commission implementing Regulation 692/2011 of the European Parliament and of the Council concerning European statistics on tourism, as regards the structure of the quality reports and the transmission of the data.



Compared to March 2012 the arrivals in all accommodation establishments increased by 10.8% and reached 305.7 thousands. The share of Bulgarians guest were 66.0% of all arrivals as the most part of them (70.7%) spent the nights in hotels 1, 2 or 3 stars and spent 2.0 nights on the average. The arrivals of foreigners were 104.1 thousands and increased by 25.7%. The foreigners preferred to stay in the hotels as 70.5% of them spent nights in hotels with 4 and 5 stars. On the average 2.5 nights were spent by foreigners.

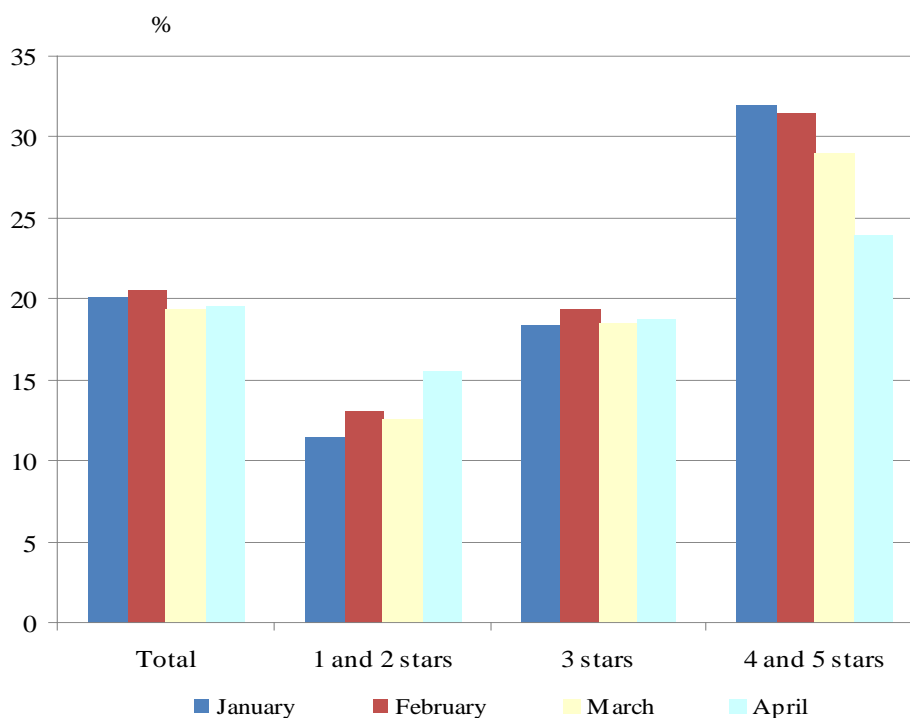
**Figure 2. Arrivals in accommodation establishments by categories in April 2012**



In April 2012, the total occupancy of the bed-places in accommodation establishments was 19.6% as the highest it was in 4 and 5 stars accommodation establishments - 23.9%, followed by these with 3 stars - 18.8%. The lowest occupancy of the bed-places was observed in 1 and 2 stars accommodation establishments - 15.6%. In comparison with the previous month as a whole the occupancy was increased by 0.3 percentage points as only in the accommodation establishments with the category 4 and 5 stars it decreased by 5.1 percentage points. In other categories, with 3 stars and with 1 and 2 stars, the occupancy of the bed-places increased by 3.0 and 0.3 percentage points respectively.



**Figure 3. The occupation of the bed-places in accommodation establishments  
by categories and months in 2012**



The total revenues from nights spent reached 29.8 million BGN or by 5.0% more compared to March 2012. A decrease by 4.7% in the revenues from Bulgarians was registered, while the revenues from the foreigners increased by 16.8%.



### Methodological notes

In the statistical survey of **accommodation establishments** were included all categorized hotels, camping sites and other type of accommodation establishments with more than 10 bed-places in use during the reporting period.

The indicator **other accommodation establishments** contained the holiday settlements, hostels, guests houses, bungalows, rest houses, mountain chalets, private rooms and flats and other establishments for short accommodation.



## ANNEX

Table 1

### ACTIVITY OF ACCOMMODATION ESTABLISHMENTS IN APRIL 2012<sup>2</sup>

	Accommodation establishments - number	Bed-places - number	Available bed-nights <sup>3</sup> - number	Night spent - number		Arrivals in accommodation establishments - number		Revenues from nights spent - thousands BGN	
				Total	of which: by foreigners	Total	of which: by foreigners	Total	of which: by foreigners
<b>Total</b>	<b>1710</b>	<b>120983</b>	<b>3348742</b>	<b>656338</b>	<b>258196</b>	<b>305653</b>	<b>104064</b>	<b>29837</b>	<b>14959</b>
Blagoevgrad	171	11787	351434	64138	19548	26829	7739	2693	877
Burgas	77	11459	248520	45489	24593	18286	8570	1920	1086
Varna	144	23540	660821	107840	78846	40072	24313	4513	3398
Veliko Tarnovo	97	5558	143741	26509	4973	16928	3238	890	248
Vidin	33	900	27600	5469	977	3118	346	185	29
Vratsa	25	973	28890	6722	1023	2875	411	173	40
Gabrovo	50	2540	70316	17659	1409	9396	634	500	84
Dobrich	34	5200	84969	18745	13183	7669	4639	554	360
Kardzhali	25	807	24210	3703	687	2612	495	99	27
Kyustendil	38	2151	64530	9072	1586	3975	704	223	86
Lovech	61	3057	91694	16485	1227	9265	473	533	66
Montana	24	1210	35220	4793	392	2491	335	162	21
Pazardzhik	53	3906	116640	30104	2310	13339	688	1305	122
Pernik	10	390	11700	1155	427	557	144	34	16
Pleven	13	1050	23108	7399	2931	3309	579	296	100
Plovdiv	136	7960	238800	71665	18930	30565	6317	3081	1155
Razgrad	14	559	16770	3055	375	1736	228	96	16
Ruse	44	1674	48974	13710	3538	8215	1798	567	189
Silistra	20	630	18900	3802	1582	2041	470	193	69
Sliven	73	2328	69840	7046	1211	4278	490	241	64
Smolyan	236	8949	259515	29612	1769	12704	726	924	72
Sofia	61	5886	174033	17960	2834	8008	980	484	96
Sofia Cap.	123	11419	336150	99661	65110	57309	35563	8556	6301
Stara Zagora	34	2977	84960	21409	3397	7860	1468	755	177
Targovishte	21	870	26070	3933	520	2017	215	124	22
Haskovo	38	1352	39212	9137	3257	5310	1768	418	168
Shumen	33	1130	32757	5962	700	3440	354	190	27
Yambol	22	721	19368	4104	861	1449	379	127	43

<sup>2</sup> In use.

<sup>3</sup>The data for the "Available Bed Capacity" item are obtained through accumulation of the number of bed-places for each of the days of the reference period when they are put into utilization, irrespective of whether they are occupied or not.