



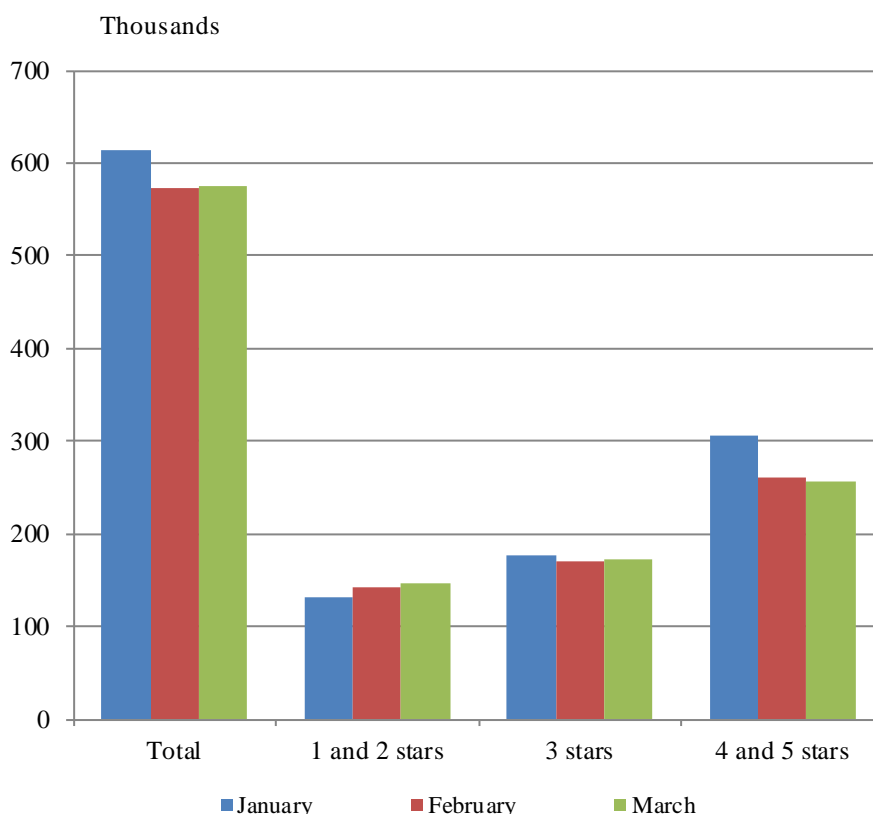
ACTIVITY OF ACCOMMODATION ESTABLISHMENTS¹ IN MARCH 2012

In March 2012 there were 1 687 accommodation establishments with more than 10 bed places functioned in the country - hotels, motels, camping sites, mountain chalets and other establishments for short-term accommodation (Table 1).

The total number of the rooms was 49.9 thousands and the bed-places were 98.7 thousands. In comparison to the previous month the total number of accommodation establishments increased by 0.4%, while the number of bed-places in them decreased by 3.4%.

The total number of the nights spent in all accommodation establishments amounted to 575.2 thousand or by 0.4% more compared to February 2012. The nights spent in accommodation establishments with category of 4 and 5 stars decreased by 1.6%, while the category of 1, 2, stars increased by 3.2% and 3 stars rose respectively by 1.1%. The nights spent by Bulgarian residents in all accommodation establishments increased by 7.6% and reached 354.9 thousands, while the nights spent by foreigners dropped by 9.3% to 220.3 thousands.

**Figure 1. The nights spent in accommodation establishments
by categories in January, February and March 2012**

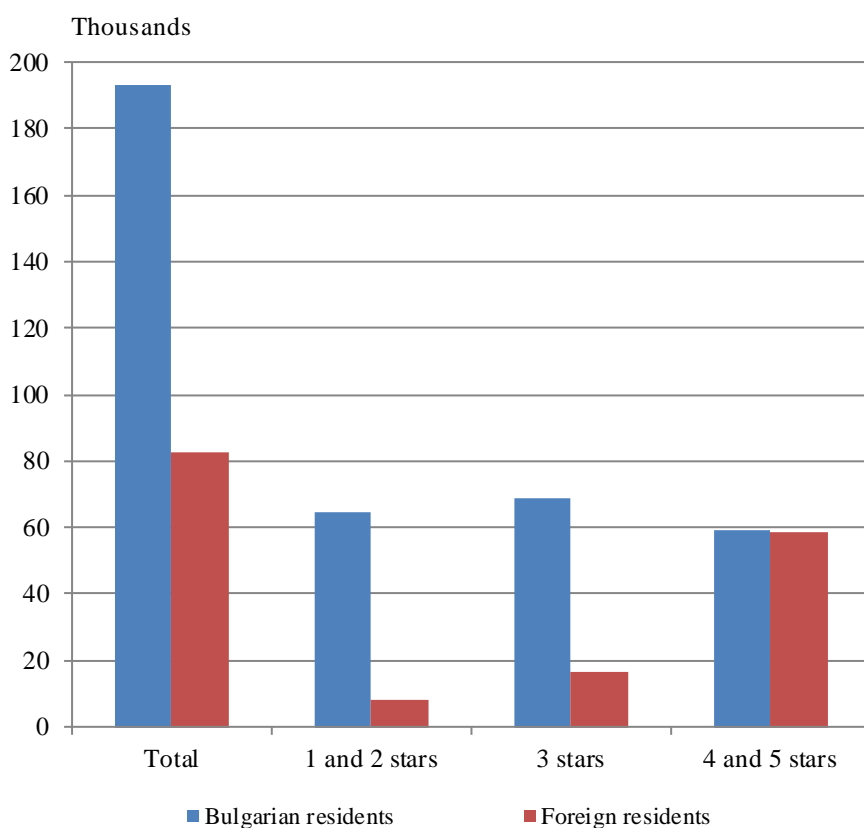


¹ Since January 2012 the survey on accommodation establishments has been carried out monthly in compliance with the Regulation 692/2011 of the European Parliament and of the Council concerning European statistics on tourism and the regulation 1051/2011 of the Commission implementing Regulation 692/2011 of the European Parliament and of the Council concerning European statistics on tourism, as regards the structure of the quality reports and the transmission of the data.



Compared to February 2012 the arrivals in all accommodation establishments increased by 17.8% and reached 276.9 thousands. The share of Bulgarians guests were 70.0% of all arrivals as the most portion of them (69.3%) spent the nights in hotels 1, 2 or 3 stars and spent 1.9 nights on the average. The arrivals of foreigners were 82.8 thousands and increased by 11.0%. The most part of all foreigners preferred hotels as 70.5% of them spent nights in hotels with category of 4 and 5 stars. On the average 2.7 nights were spent by foreigners.

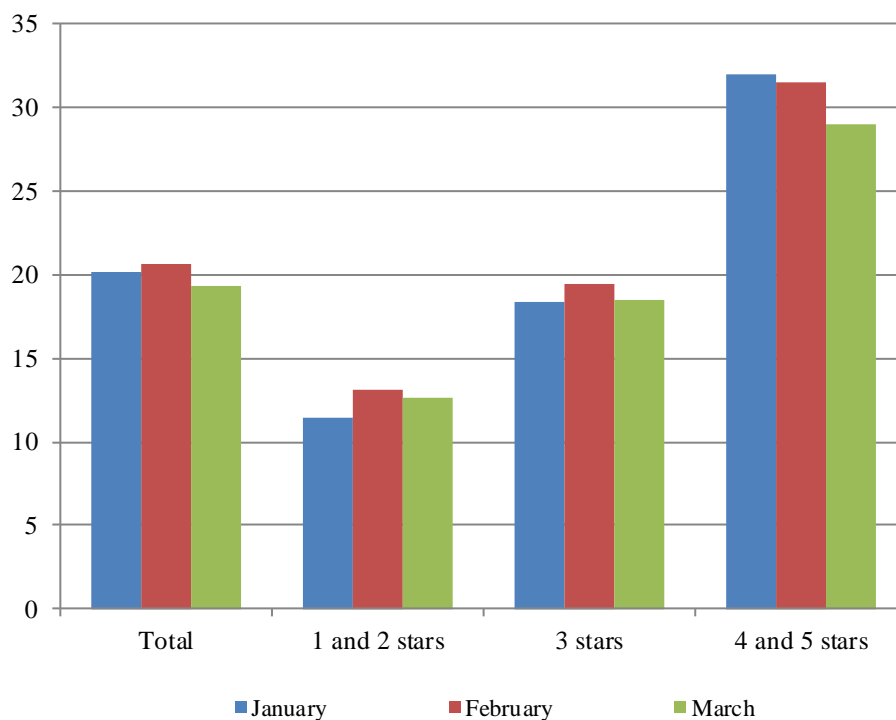
Figure 2. Arrivals in accommodation establishments by categories in March 2012



In March 2012 the total occupancy of the bed-places in accommodation establishments was 19.3% as the highest it was in 4 and 5 stars accommodation establishments - 29.0%, followed by these with 3 stars - 18.5%. The lowest occupancy of the bed-places was observed in 1 and 2 stars - 12.6%. In comparison with the previous month the greatest decrease of the occupancy was registered in accommodation establishments with 4 and 5 stars - by 2.5 percentage points.



Figure 3. The occupation of the bed-places in accommodation establishments by categories in January, February and March 2012 - %



The total revenues from nights spent reached 28.4 million BGN or by 3.0% more compared to February 2012. A decrease by 3.8% in the revenues from the foreigners was registered, while the revenues from Bulgarians increased by 9.1%.



Methodological notes

In the statistical survey of **accommodation establishments** were included all categorized hotels, camping sites and other type of accommodation establishments with more than 10 bed-places in use during the reporting period.

The indicator **other accommodation establishments** contained the holiday settlements, hostels, guests houses, bungalows, rest houses, mountain chalets, private rooms and flats and other establishments for short accommodation.



ANNEX

Table 1

ACTIVITY OF ACCOMMODATION ESTABLISHMENTS IN MARCH 2012²

	Accommodation establishments - number	Bed-places - number	Available bed-nights ³ - number	Night spent - number		Arrivals in accommodation establishments - number		Revenues from nights spent - thousands BGN	
				Total	of which: by foreigners	Total	of which: foreigners	Total	of which: by foreigners
Total	1687	98676	2976396	575232	220301	275940	82789	28428	12808
Blagoevgrad	213	14919	457278	94564	53567	34237	16035	3970	1956
Burgas	56	3919	112576	20347	6290	9646	2037	1005	346
Varna	107	10007	301703	42654	17613	17849	3989	1722	793
Veliko Tarnovo	97	4718	145974	18909	2537	12102	1618	646	111
Vidin	33	900	27478	4167	854	2242	340	137	29
Vratsa	24	962	29632	7236	774	2999	269	201	31
Gabrovo	48	2592	77741	10535	1279	6292	490	366	93
Dobrich	25	1457	44175	5265	820	2706	369	206	41
Kardzhali	22	711	22041	2496	712	1651	324	74	23
Kyustendil	38	2130	66025	7104	556	3956	452	154	22
Lovech	57	2909	89948	11892	935	6837	402	376	36
Montana	29	1439	44609	3439	313	2117	165	122	18
Pazardzhik	51	3797	105024	21510	1478	10587	468	1037	76
Pernik	10	533	15593	1251	290	779	109	41	14
Pleven	14	1064	24366	7170	2137	3873	513	264	93
Plovdiv	135	7884	239467	55439	16600	28763	5086	2355	756
Razgrad	14	559	17329	3075	474	1973	251	105	27
Ruse	44	1669	50166	13951	2995	7939	1525	584	170
Silistra	20	637	19747	5078	2508	1990	400	163	73
Sliven	74	2354	72919	5660	1115	3554	474	228	60
Smolyan	240	9715	296789	42937	7432	16441	1838	1434	335
Sofia	67	6153	186931	49919	26354	16890	5800	1344	745
Sofia Cap.	124	10983	330848	104971	65187	62247	36457	9283	6346
Stara Zagora	32	2735	80376	16209	2648	7388	1082	787	183
Targovishte	21	871	27001	3434	524	1769	201	113	21
Haskovo	40	1376	42005	7985	2643	4770	1419	1409	330
Shumen	30	982	28582	4176	816	2679	362	191	48
Yambol	22	701	20073	3859	850	1664	314	111	32

² In use

³ The data for the "Available Bed Capacity" item are obtained through accumulation of the number of bed-places for each of the days of the reference period when they are put into utilization, irrespective of whether they are occupied or not.