

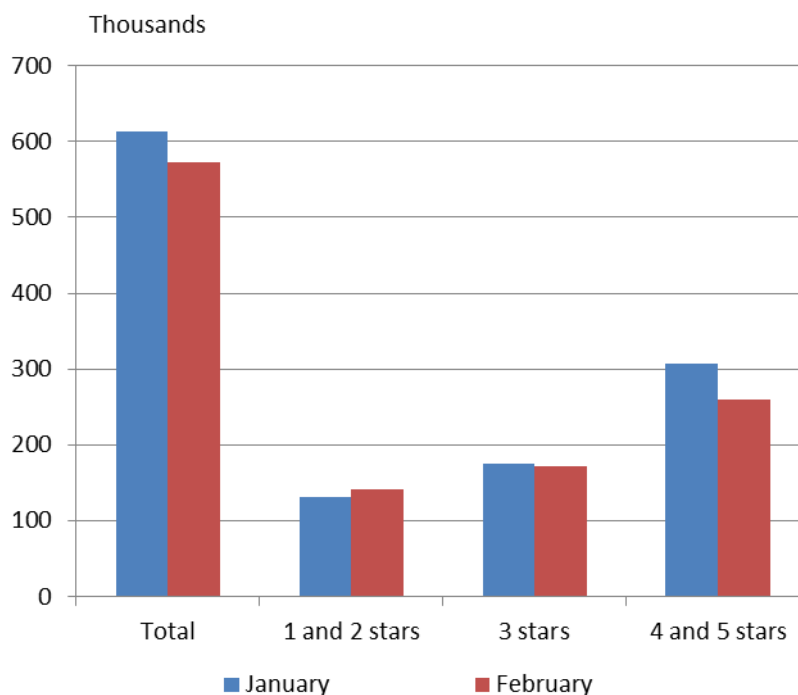


ACTIVITY OF ACCOMMODATION ESTABLISHMENTS¹ IN FEBRUARY 2012

In February 2012 1 681 accommodation establishments - hotels, motels, camping sites, mountain chalets and other establishments for short-term accommodation with more than 10 bed places were functioned in the country (Table 1). The total number of the rooms in them was 51.2 thousands and the bed-places were 102.1 thousands. In comparison with the previous month the total numbers of accommodation establishments as well as the bed-places in them increased by 1.4 and 2.6% respectively.

The total number of the nights spent in all accommodation establishments amounted to 572.8 thousand or by 6.6% less compared to the previous month. The nights spent in accommodation establishments with 3 or 4 and 5 stars decreased by 2.6 and 15.4% respectively, while in these with 1 and 2 stars rose by 8.5%. The nights spent by Bulgarian residents in all accommodation establishments increased by 6.3% and reached 330.0 thousands, while the nights spent by foreigners dropped by 19.9% to 242.8 thousands.

**Figure 1. The nights spent in accommodation establishments
by categories in January and February 2012**

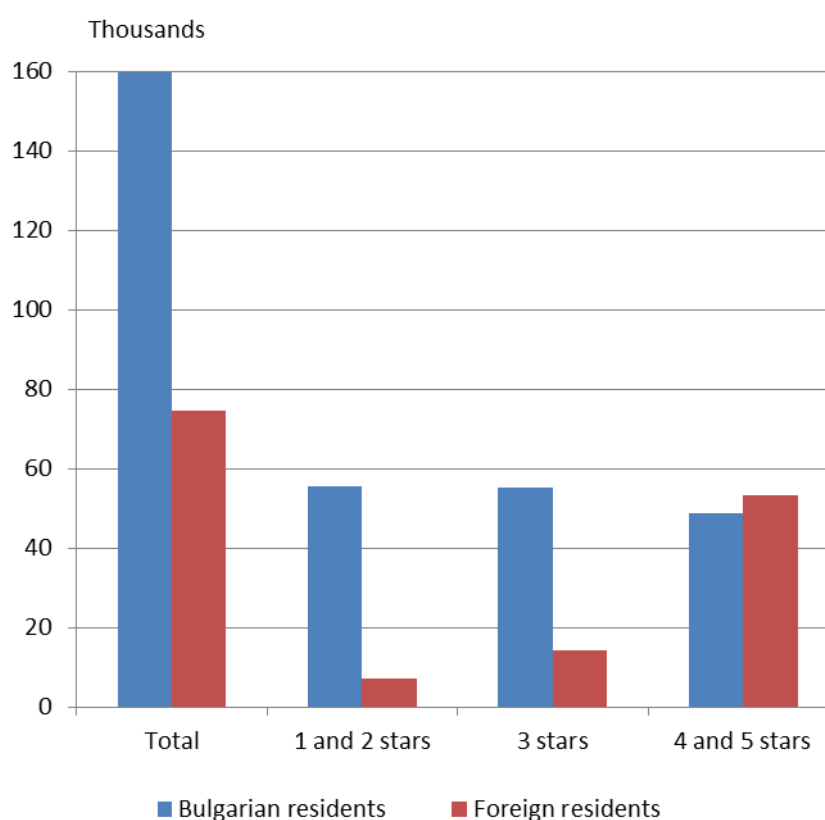


¹ Since January 2012 the survey on accommodation establishments has been carried out monthly in compliance with the Regulation 692/2011 of the European Parliament and of the Council concerning European statistics on tourism and the Regulation 1051/2011 of the Commission implementing Regulation 692/2011 of the European Parliament and of the Council concerning European statistics on tourism, as regards the structure of the quality reports and the transmission of the data.



The arrivals in all accommodation establishments increased by 3.6% and reached 234.2 thousands. The relative share of the arrivals of Bulgarians was 65.7% from whole arrivals as the main part (71.2%) of them spent the nights in hotels 1, 2 or 3 stars and spent 2.1 nights on the average. The arrivals of foreigners were 75 thousands and decreased by 18%. Almost all foreigners preferred to spend the nights in the hotels as 71.4% of them spent nights in hotels with 4 and 5 stars. On the average 3.3 nights were spent by foreigners.

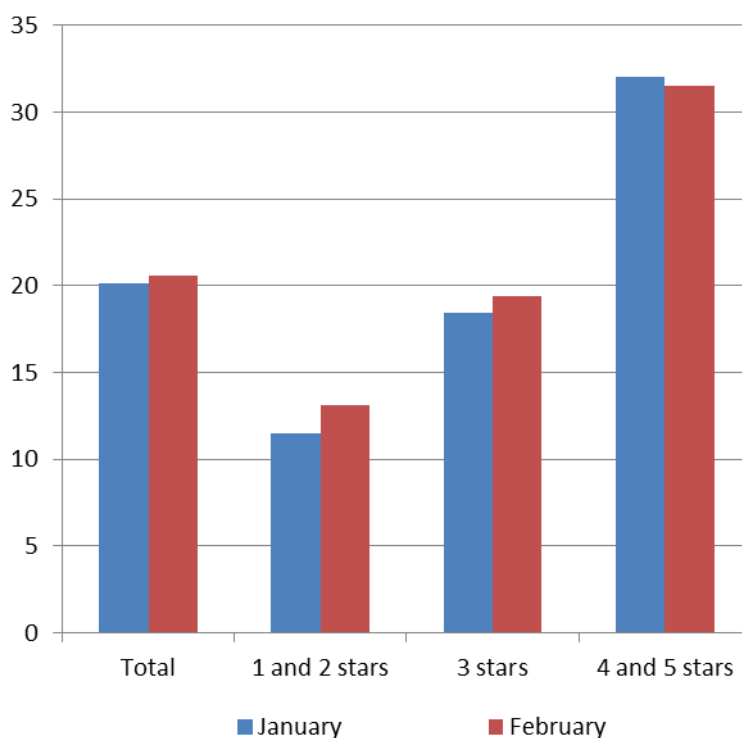
Figure 2. Arrivals in accommodation establishments by categories in February 2012



In February the total occupancy of the bed-places in accommodation establishments was 20.6% as the highest it was in 4 and 5 stars accommodation establishments - 31.5%, followed by these with 3 stars - 19.4%. The lowest occupancy in accommodation establishments was observed in 1 and 2 stars - 13.1%. An increase in the occupancy of the bed-places with 3 stars and with 1 and 2 stars by 1.6 and 1.0 percentage points respectively was registered in comparison with the previous month, while these with 4 and 5 stars it decreased by 0.5 percentage points.



Figure 3. The occupation of the bed-places in accommodation establishments by categories in January and February 2012 - %



The total revenues from nights spent reached 27.6 million BGN or by 6.6% less compared to the previous month. A decrease by 13.6% in the revenues from the foreigners was registered, while the revenues from Bulgarians increased by 0.4%.



Methodological notes

In the statistical survey of accommodation establishments were included all categorized hotels, camping sites and other type of accommodation establishments with more than 10 bed-places in use during the reporting period.

The indicator other accommodation establishments contained the holiday settlements, hostels, guests houses, bungalows, rest houses, mountain chalets, private rooms and flats and other establishments for short accommodation.



ANNEX

Table 1

ACTIVITY OF ACCOMMODATION ESTABLISHMENTS IN FEBRUARY 2012¹

Districts	Accommodation establishments - number	Bed-places - number	Available bed-nights ² - number	Nights spent - number		Arrivals in accommodation establishments - number		Revenues from nights spent - thousands BGN	
				Total	of which: by foreigners	Total	of which: foreigners	Total	of which: by foreigners
Total	1681	102123	2786281	572800	242822	234180	74597	27613	13311
Blagoevgrad	224	14990	430395	123915	77120	37870	20633	5310	3447
Burgas	56	3874	107587	16792	4513	8336	1600	873	285
Varna	105	9534	276487	32132	13443	11681	1948	1216	515
Veliko Tarnovo	97	4643	133560	13053	929	8431	558	435	68
Vidin	33	908	26348	2408	550	1246	131	102	22
Vratsa	23	912	26448	5924	368	2307	119	142	15
Gabrovo	48	3607	67748	7666	423	4284	192	229	24
Dobrich	24	1392	39896	5521	683	2241	234	208	34
Kardzhali	20	675	19575	1925	288	1281	179	60	11
Kyustendil	36	2013	58377	6992	467	3390	244	182	30
Lovech	58	2822	81375	9669	948	5336	256	310	38
Montana	29	1531	44399	2227	158	1472	112	107	9
Pazardzhik	52	7275	102379	20681	1606	9600	430	875	72
Pernik	8	390	11310	1023	76	590	54	30	5
Pleven	13	1035	26674	5215	1634	2525	419	765	88
Plovdiv	135	8260	239675	36878	8386	19596	3032	2032	536
Razgrad	14	559	16211	1831	350	1200	143	68	15
Ruse	45	1709	48411	9444	2170	5117	1062	405	131
Silistra	20	630	18294	2199	692	1420	367	77	31
Sliven	76	2404	69479	4722	1224	2889	446	175	56
Smolyan	240	9858	284201	80645	23812	21864	4301	2909	1084
Sofia	65	6148	177313	71845	49070	18425	9342	2200	1378
Sofia Cap.	123	10907	310714	85844	48979	50864	26617	7243	5050
Stara Zagora	25	2124	58165	9339	1573	4247	626	422	101
Targovishte	21	871	25259	2320	639	1256	185	77	24
Haskovo	39	1342	38396	6537	1493	3928	959	964	189
Shumen	30	996	28884	2290	345	1599	138	87	20
Yambol	22	714	18721	3763	883	1185	270	110	33

¹In use.

²The data for the "Available Bed Capacity" item are obtained through accumulation of the number of bed-places for each of the days of the reference period when they are put into utilization, irrespective of whether they are occupied or not.