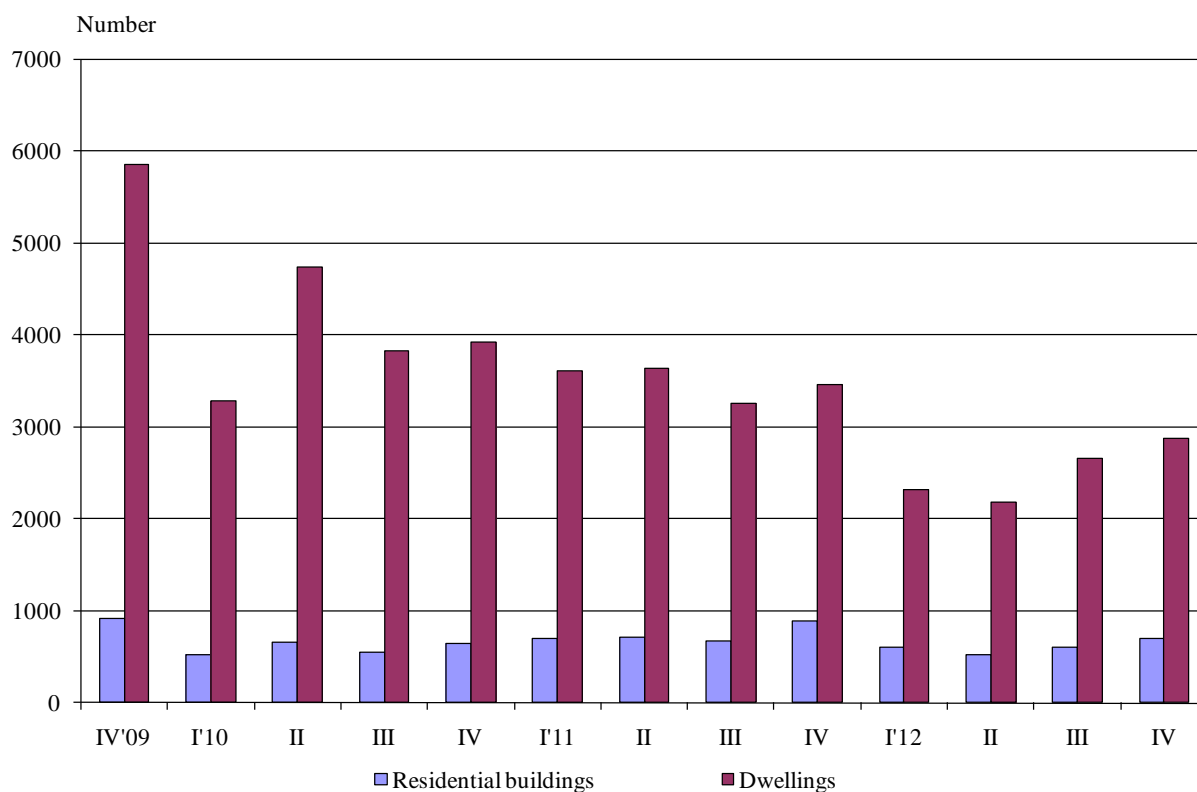




NEWLY BUILT RESIDENTIAL BUILDINGS AND DWELLINGS COMPLETED IN THE FOURTH QUARTER OF 2012 (PRELIMINARY DATA)

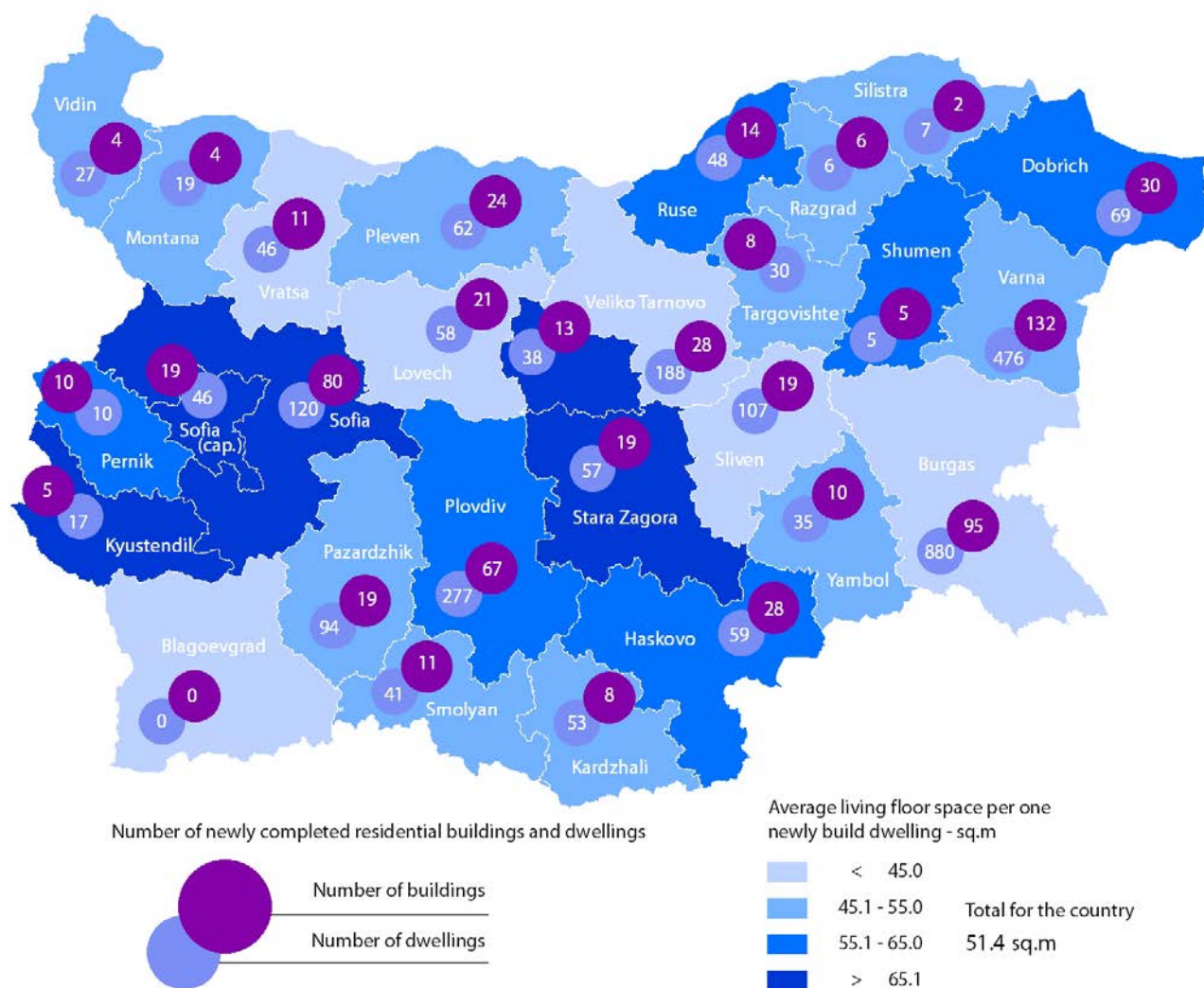
According to the preliminary data of the National Statistical Institute in the fourth quarter of 2012 the number of newly built residential buildings was 692 (Annex, Table 1) and compared to the corresponding quarter of the previous year decreased by 21.6% was registered. The newly built dwellings in them were 2 875 or by 16.9% fewer (Figure 1).

Figure 1. Newly built residential buildings and dwellings completed



The highest number of the residential buildings has been built in the district Varna - 132 buildings with 476 dwellings in them, district Burgas - 95 residential buildings with 880 dwellings and district Sofia - 80 residential buildings with 120 dwellings (Figure 2).

Figure 2. Newly built residential buildings and dwellings completed in the fourth quarter of 2012 by districts



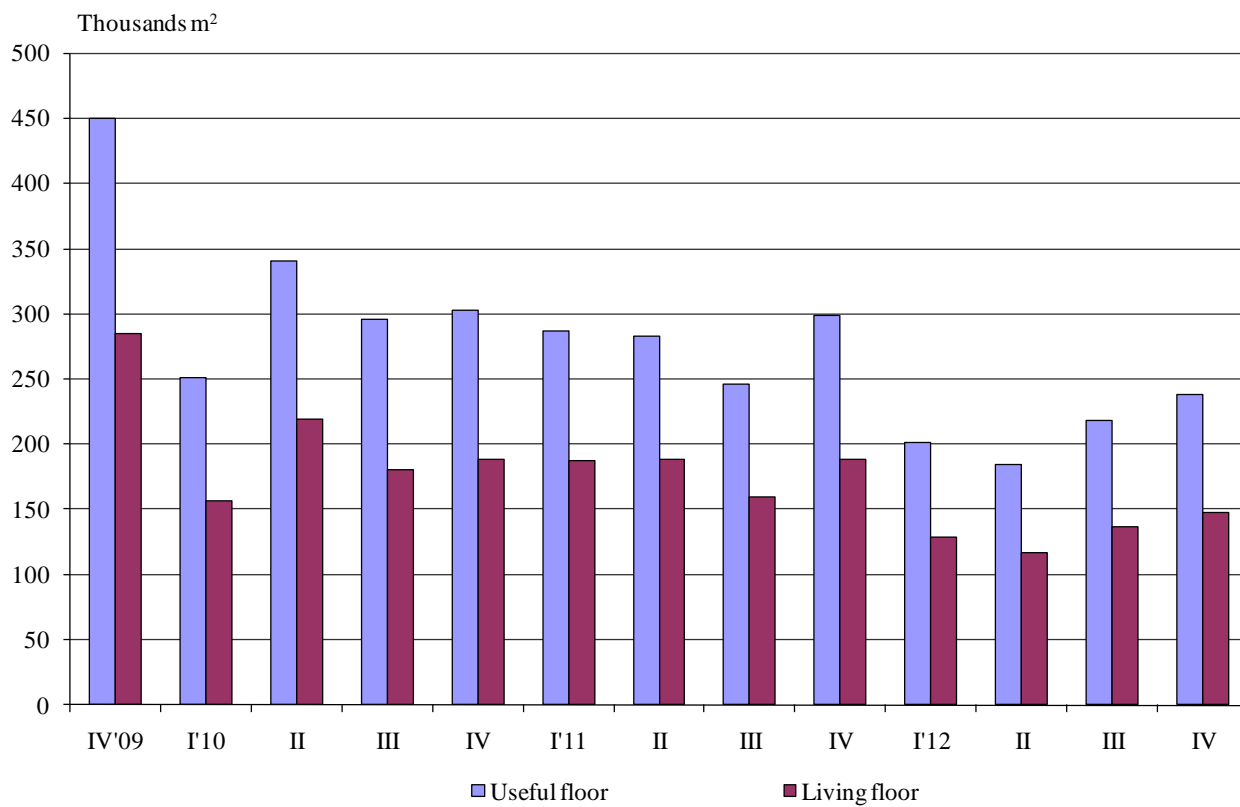
In the fourth quarter of 2012 **the useful space** of the newly built dwellings was 238.3 thousand sq. m or by 20.3% less than in the same quarter of 2011. **The living floor** space also decreased by 21.5% to 147.8 thousand sq. m (Figure 3).

The average useful floor space of the newly built dwelling decreased from 86.3 sq. m in the fourth quarter of 2011 to 82.9 sq. m in the same quarter of 2012.

The biggest average useful floor space of a newly built dwelling was recorded in the district Gabrovo - 136.5 sq. m and Sofia (capital) - 125.6 sq. m, and the smallest one in the district Vratsa - 56.5 sq. m and district Lovech - 66.9 sq. m.



Figure 3. Total useful floor space and living floor space of the newly built dwellings completed





Methodological notes

The statistical data about the newly built residential buildings and dwellings was developed on the basis of the quarterly reports obtained from the municipal administrations.

In the scope of the survey were the newly built residential buildings with approved record of handover Form 16 or a valid usage license according to Regulation № 2/31.07.2003 of the Ministry of Regional Development and Public Works.

Living floor space is the floor space of living-rooms, bedrooms, recesses for sleeping, dining-rooms, the rooms for day-stay, cabinets and libraries of scientists and drawing-rooms but does not include the space of the kitchens.

Service floor space is the floor space of the rooms and kitchens with less than 4 square meters floor space, vestibules with a portal or an other screen, corridors, bathrooms, toilets, larders, hanging closets, other service rooms such as drying-rooms, laundries or balconies not depending on their space. The space of kitchens with over 4 sq. m. floor space is shown separately.

The useful floor space of the dwelling is sum of the living-floor-space, service floor space and the space of the kitchens.



Annex

Table 1

Newly build residential buildings and dwellings completed in the fourth quarter of 2012¹

Districts	Newly completed residential buildings and dwellings - number		Useful floor area of newly built dwellings - sq. m			
	Buildings	Dwellings	Total	Living floor space	Service floor space	Area of kitchens
Total	692	2875	238292	147837	68206	22249
Blagoevgrad	-	-	-	-	-	-
Burgas	95	880	62559	37825	18874	5860
Varna	132	476	41927	25549	13002	3376
Veliko Tarnovo	28	188	13183	8238	4506	439
Vidin	4	27	2365	1475	702	188
Vratsa	11	46	2597	1593	678	326
Gabrovo	13	38	5186	2495	2330	361
Dobrich	30	69	7211	4479	2013	719
Kardzhali	8	53	3910	2595	831	484
Kyustendil	5	17	2086	1424	426	236
Lovech	21	58	3879	2345	895	639
Montana	4	19	1838	1014	610	214
Pazardzhik	19	94	8551	5122	2633	796
Pernik	10	10	998	608	212	178
Pleven	24	62	4692	3079	1172	441
Plovdiv	67	277	23271	15892	5241	2138
Razgrad	6	6	554	305	164	85
Ruse	14	48	4885	2888	1437	560
Silistra	2	7	683	367	253	63
Sliven	19	107	7227	4568	2196	463
Smolyan	11	41	4175	2167	1229	779
Sofia	80	120	14301	9252	3458	1591
Sofia capital	19	46	5778	3824	1473	481
Stara Zagora	19	57	5839	3771	1153	915
Targovishte	8	30	2340	1451	670	219
Haskovo	28	59	5132	3388	1310	434
Shumen	5	5	522	323	179	20
Yambol	10	35	2603	1800	559	244