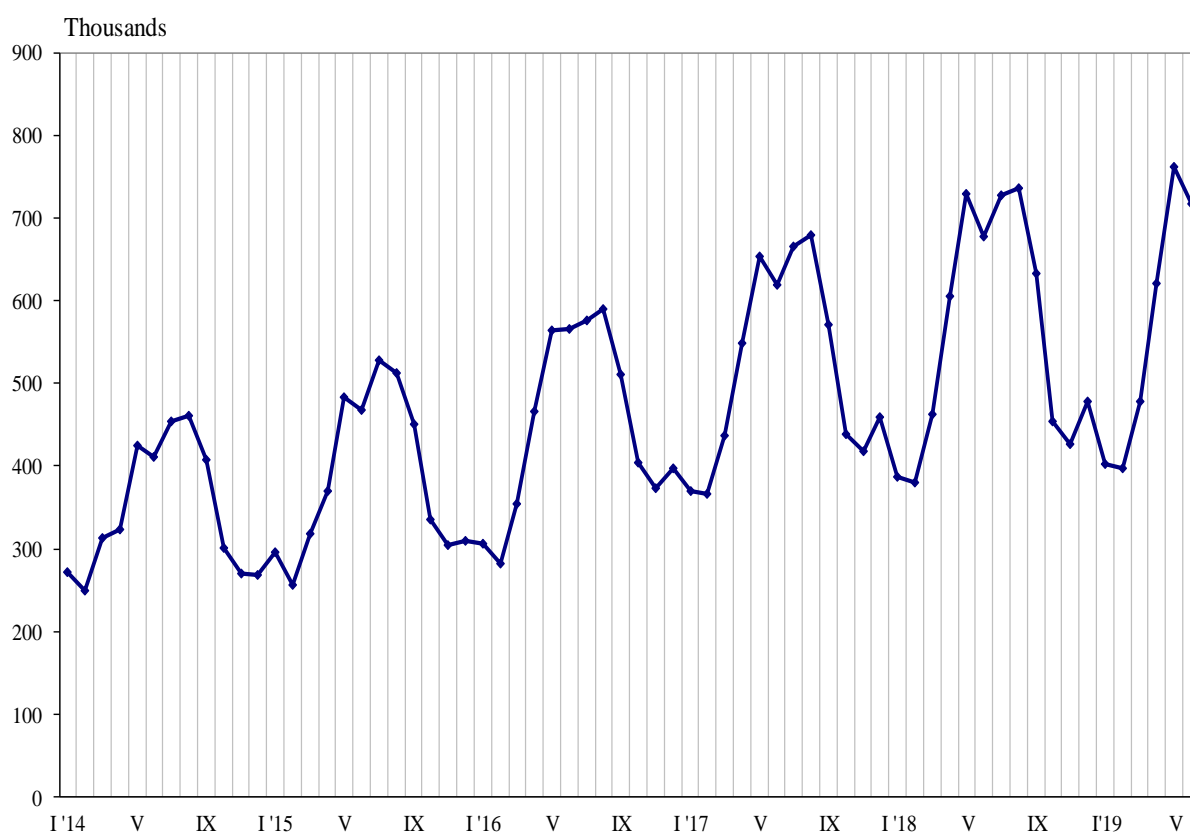




TRIPS OF BULGARIAN RESIDENTS ABROAD AND ARRIVALS OF VISITORS FROM ABROAD TO BULGARIA IN JUNE 2019

In June 2019, **the number of the trips of Bulgarian residents abroad** was 717.1 thousand (Annex, Table 1) or by 5.9% above the registered in June 2018 (Figure 1). In comparison with the same month of the previous year, an increase was observed in the total number of the trips of Bulgarians to: Turkey - by 15.4%, Romania - by 7.8%, Greece - by 6.2%, Germany - by 5.1%, Austria - by 3.0%, Republic of North Macedonia - by 2.9%, Italy - by 2.7%, Spain - by 1.8%, and etc. At the same time decreased the trips to: Belgium - by 7.9%, Serbia - by 1.9%, Russian Federation - by 0.8%, and etc.

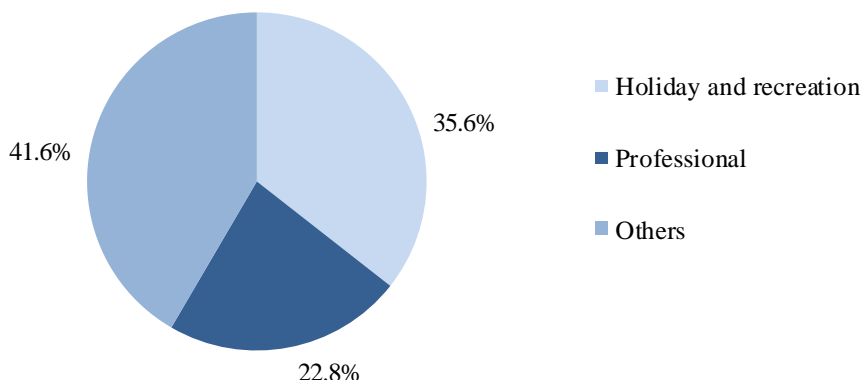
Figure 1. Trips of Bulgarian residents abroad by months



In comparison with June 2018, an increase was registered in the trips with all observed purposes: ‘others’ - by 7.5%, ‘holiday and recreation’ - by 6.0% and ‘professional’ - by 2.7%. The trips with other purposes (as a guest, education and visit the cultural and sport events) in June 2019 composed the greatest share of the total number of trips of Bulgarian residents abroad - 41.6%, followed by those with holiday and recreation purpose - 35.6%, and with professional purpose - 22.8% (Figure 2).

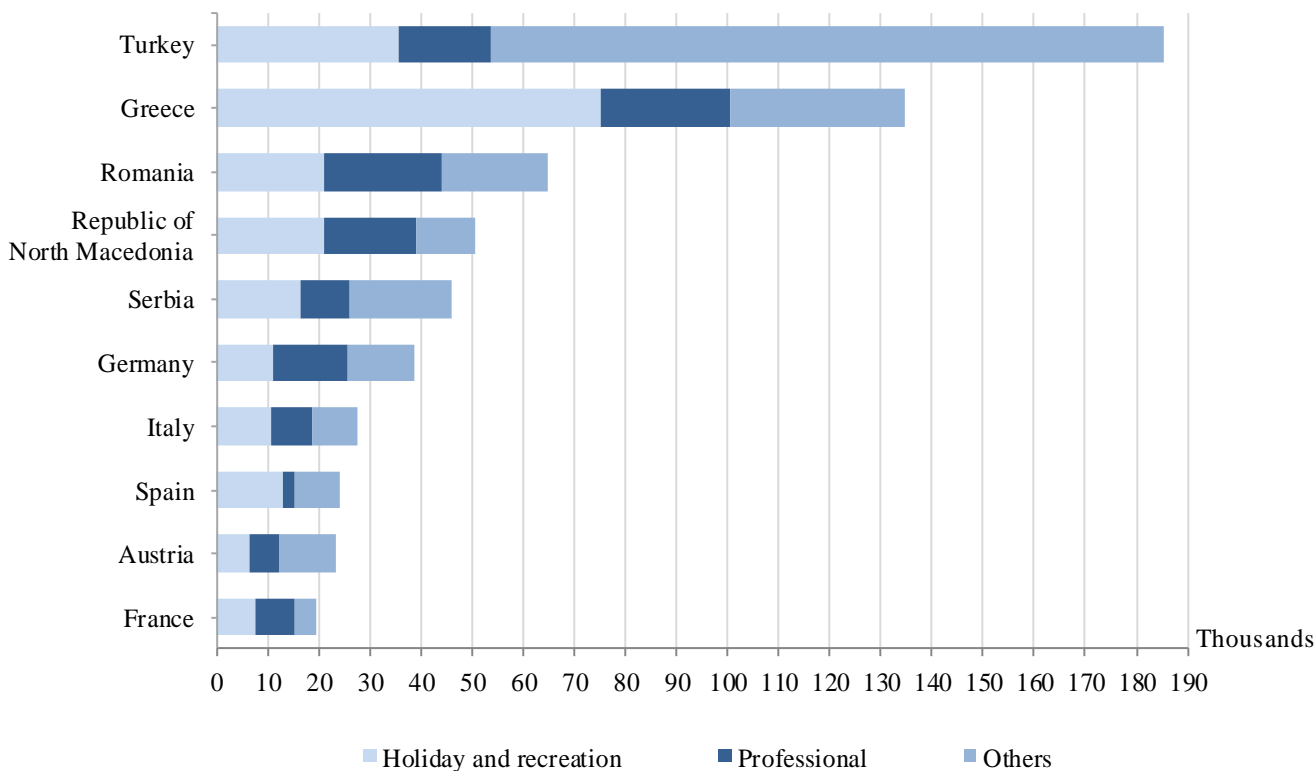


Figure 2. Structure of the trips of Bulgarian residents abroad by purpose of visit in June 2019



In June 2019 most trips of Bulgarian citizens were made to: Turkey - 185.4 thousand, Greece - 134.5 thousand, Romania - 64.5 thousand, Republic of North Macedonia - 50.6 thousand, Serbia - 45.9 thousand, Germany - 38.4 thousand, Italy - 27.4 thousand, Spain - 24.0 thousand, Austria - 23.4 thousand, France - 16.4 thousand (Figure 3).

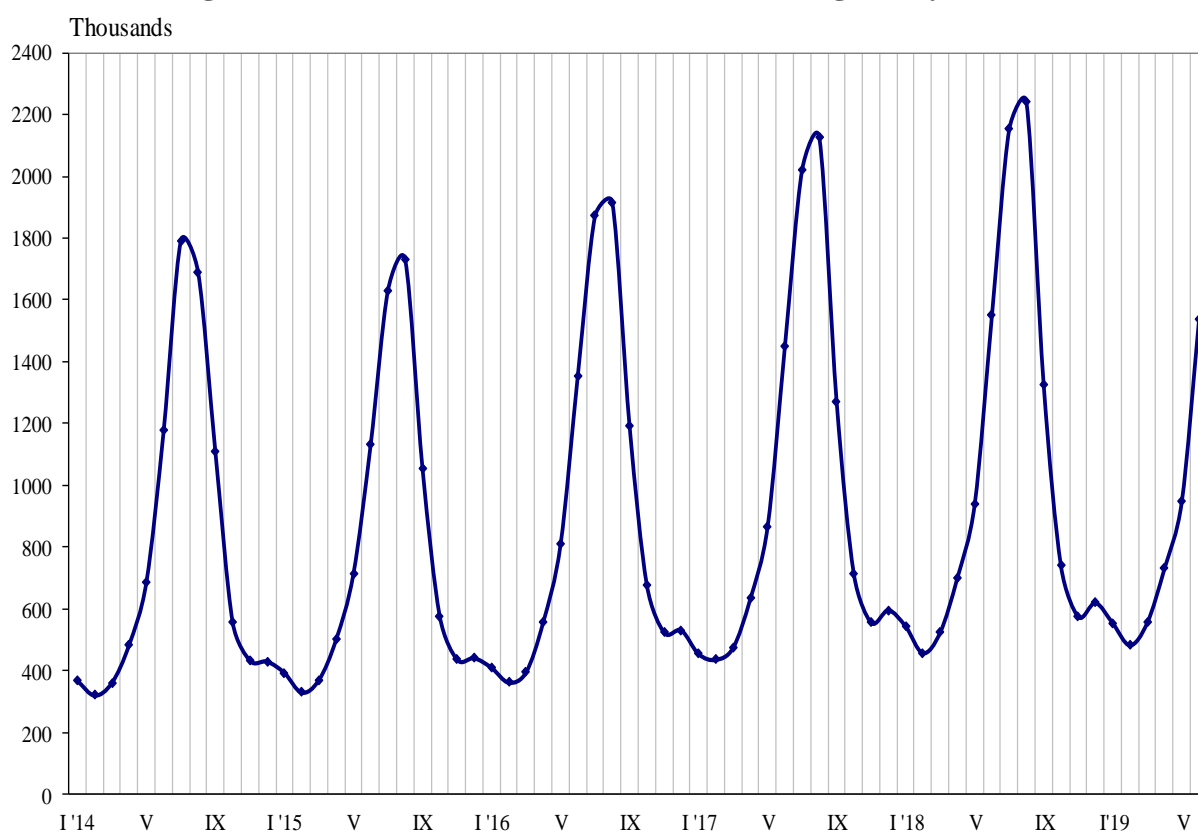
Figure 3. Top foreign destination for Bulgarian residents by purpose of visit in June 2019





In June 2019, the number of arrivals of visitors from abroad to Bulgaria was 1 537.0 thousand (Annex, Table 2) or by 0.9% less in comparison with June 2018 (Figure 4). A decrease was registered in the trips with purposes: ‘professional’ - by 4.5%, and ‘holiday and recreation’ - by 2.5%, while those with ‘others’ (including as guest and passing transit) increased by 3.0%. Transit passes through the country were 22.6% (347.5 thousand) of all visits of foreigners to Bulgaria.

Figure 4. Arrivals of visitors from abroad to Bulgaria by months



The share of visits of EU citizens was 55.9% of the total number of foreigners’ visits to Bulgaria in June 2019 or by 5.4% less in comparison with the same month of the previous year. An increase was registered in the visits of citizens from Ireland - by 11.1%, Spain - by 5.1, the United Kingdom - by 4.3%, Hungary - by 0.7%, and etc. At the same time decreased the visits from Poland - by 13.6%, Germany - by 8.9%, France - by 7.0%, Romania - by 3.7%, Greece - by 3.2%, and etc.

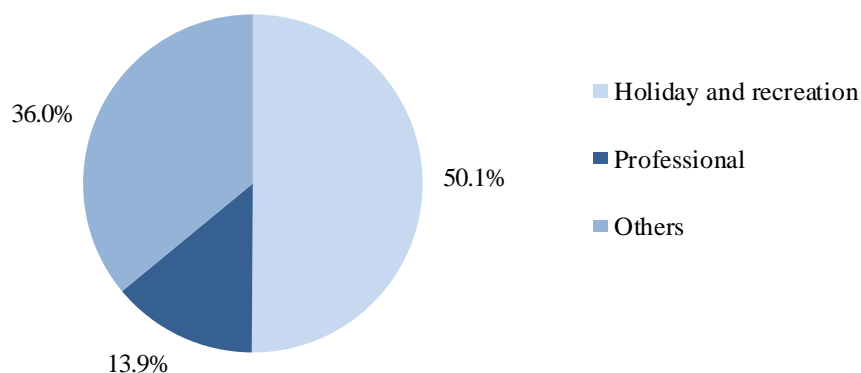
The visits of foreigners in the group ‘Other European countries’¹ increased by 4.6%, as the highest increase was observed in the visits of citizens of Ukraine - by 33.2%.

In June 2019, the predominant share of the visits with holiday and recreation purpose was 50.1%, followed by trips with other purposes - 36.0%, and with professional purpose - 13.9% (Figure 5).

¹ Group ‘Other European countries’ includes countries in Europe outside EU.

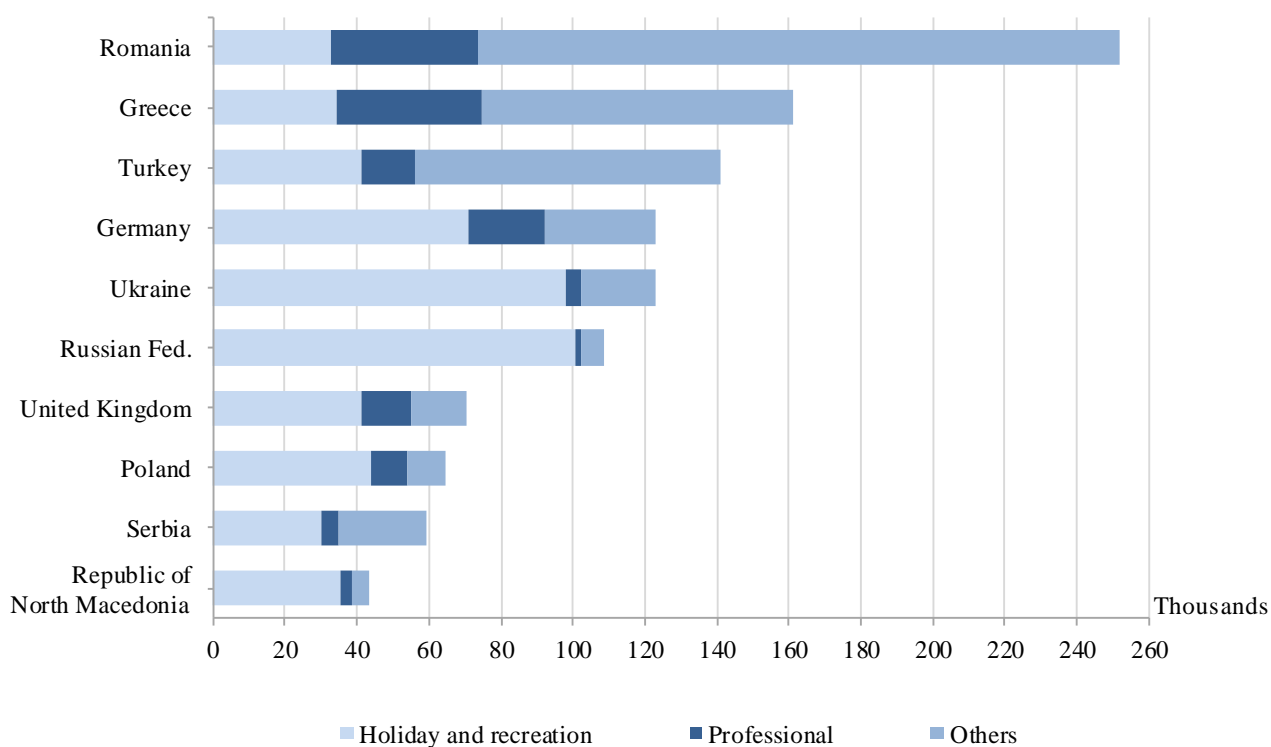


Figure 5. Structure of visits of foreign citizens to Bulgaria by purpose in June 2019



In June 2019 the most visits to Bulgaria were from: Romania - 252.0 thousand, Greece - 161.2 thousand, Turkey - 140.8 thousand, Germany - 123.1 thousand, Ukraine - 123.1 thousand, Russian Federation - 108.5 thousand, the United Kingdom - 70.6 thousand, Poland - 64.7 thousand, Serbia - 59.5 thousand, Republic of North Macedonia - 43.1 thousand (Figure 6).

Figure 6. Top visits by foreigners to Bulgaria by country of residence and purpose in June 2019





Methodological notes

The definitions recommended by the World Tourist Organization and the Methodological manual for tourism by Eurostat are applied by the National Statistical Institute.

In accordance with these definitions **an international tourist** is any person who travels to a country other than his/her permanent residence for less than a year and whose main purpose is not doing any activity for payment in place visited.

The purposes of visiting a country are the following:

- Excursion, holiday or entertainment (visits to cultural or historical landmarks, sport events and other);
- Visiting friends and relatives;
- Professional purposes (business trips, participation in conferences, congresses, concluding deals, and etc.);
- Other (education, medical treatment, and etc.) purposes.

Statistical data on the trips of Bulgarian citizens travelling abroad and visits by foreigners to Bulgaria are obtained on the basis of monthly information received from the Ministry of Interior and sample survey of the National Statistical Institute among Bulgarian and foreign citizens passing through border check points.

Data on the number of the trips of the citizens of the European Union are estimated on the basis of the information obtained from the Ministry of Interior and the airport authorities. Data on the number of citizens from 'third countries' are obtained directly from the Ministry of Interior.

Data on the purposes of the trips are obtained on the basis of the NSI's regular monthly sample survey of passing Bulgarian and foreign citizens through the border check points.



Annex

Table 1

**Trips of Bulgarian residents abroad by purpose of visit
and country of destination in June 2019**

(Number)

Country of destination	Total	Purpose of visit		
		Holiday and recreation	Professional	Others
Total	717072	255046	163665	298361
EU	409363	172564	109444	127355
Austria	23375	6215	6131	11029
Belgium	10432	1719	5676	3037
Croatia	3297	2473	824	-
Cyprus	1900	1115	405	380
Czech Republic	9906	3715	1321	4870
Denmark	1111	-	370	741
Finland	384	135	147	102
France	16434	7585	4425	4424
Germany	38418	10957	14682	12779
Greece	134521	75152	25217	34152
Hungary	4868	2005	1217	1646
Ireland	1694	804	518	372
Italy	27448	10587	8234	8627
Malta	2240	1120	607	513
Netherlands	5186	1296	1482	2408
Poland	12351	5967	5261	1123
Portugal	1504	581	373	550
Romania	64529	20952	22969	20608
Slovakia	2649	926	854	869
Slovenia	2255	902	503	850
Spain	24004	12802	2515	8687
Sweden	1353	522	480	351
United Kingdom	15709	4821	3421	7467
Other EU countries	3795	213	1812	1770
Other European countries	294171	75893	50717	167561
Norway	1295	353	495	447
Republic of North Macedonia	50612	21051	17916	11645
Russian Federation	7426	2228	2865	2333
Serbia	45854	16353	9367	20134
Switzerland	1663	554	264	845
Turkey	185437	35354	18154	131929
Ukraine	1884	-	1656	228
Other countries	4969	1730	873	2366
Canada	902	250	117	535
Israel	1874	1078	208	588
USA	2193	402	548	1243
Rest of the world	8569	4859	2631	1079



Table 2

**Arrivals of visitors from abroad to Bulgaria
by purpose of visit and country of origin in June 2019**

(Number)

Country of origin	Total	Purpose of visit		
		Holiday and recreation	Professional	Others
Total	1537033	769662	213625	553746
EU	859076	313771	173277	372028
Austria	10074	2898	4692	2484
Belgium	11187	4269	3859	3059
Croatia	3144	1572	837	735
Cyprus	1950	959	217	774
Czech Republic	41730	20956	8556	12218
Denmark	5365	2414	1488	1463
Finland	7266	5252	807	1207
France	17604	9409	3642	4553
Germany	123126	70987	20994	31145
Greece	161196	34513	40175	86508
Hungary	13774	6887	2005	4882
Ireland	7482	5626	-	1856
Italy	12060	2783	5798	3479
Malta	246	146	100	-
Netherlands	11025	5012	3341	2672
Poland	64716	43789	9974	10953
Portugal	1750	700	450	600
Romania	252027	33003	40603	178421
Slovakia	10659	3553	2591	4515
Slovenia	1484	805	679	-
Spain	6954	3161	2529	1264
Sweden	7977	2889	3094	1994
United Kingdom	70550	40996	13888	15666
Other EU countries	15730	11192	2958	1580
Other European countries	487176	313101	31075	143000
Norway	8445	6812	1406	227
Republic of North Macedonia	43057	35171	3217	4669
Russian Federation	108476	100474	1665	6337
Serbia	59544	30301	4401	24842
Switzerland	3791	947	1579	1265
Turkey	140764	41177	14722	84865
Ukraine	123099	98219	4085	20795
Other countries	47078	42850	1090	3138
Canada	3134	2514	86	534
Israel	26399	25986	183	230
Japan	1475	1275	109	91
USA	16070	13075	712	2283
Rest of the world	143703	99940	8183	35580