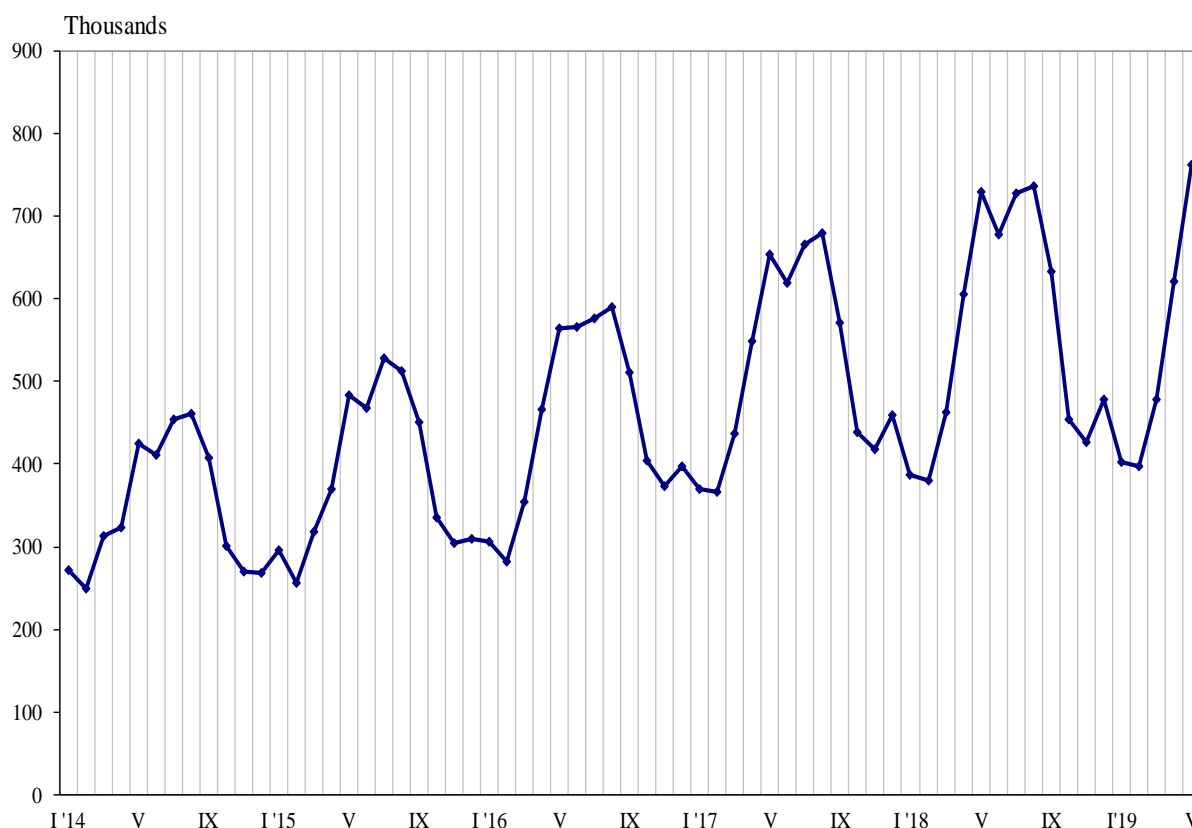




TRIPS OF BULGARIAN RESIDENTS ABROAD AND ARRIVALS OF VISITORS FROM ABROAD TO BULGARIA IN MAY 2019

In May 2019, **the number of the trips of Bulgarian residents abroad** was 762.1 thousand (Annex, Table 1) or by 4.6% above the registered in May 2018 (Figure 1). In comparison with the same month of the previous year, an increase was observed in the total number of the trips of Bulgarians to: Italy - by 9.5%, Republic of North Macedonia - by 7.3%, Turkey - by 6.5%, Romania - by 5.6%, Greece - by 3.4%, Germany - by 3.3%, and etc. At the same time decreased the trips to: Austria - by 6.8%, Poland - by 5.0%, Belgium - by 3.4%, Serbia - by 0.3%, and etc.

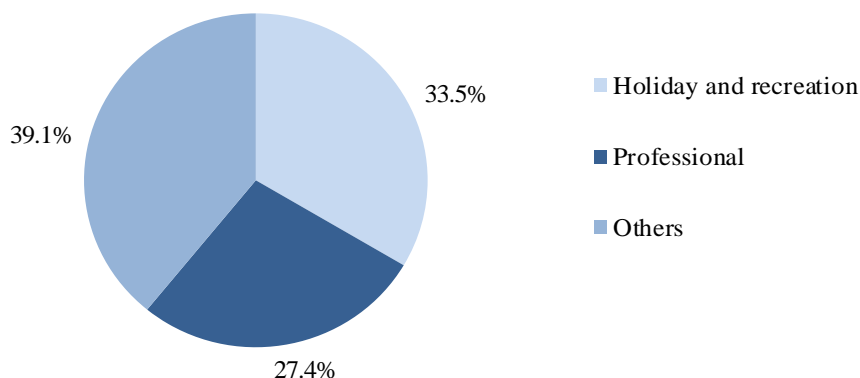
Figure 1. Trips of Bulgarian residents abroad by months



In comparison with May 2018, an increase was registered in the trips with all observed purposes: ‘others’ - by 6.1%, ‘professional’ - by 5.5%, and ‘holiday and recreation’ - by 2.1%. The trips with other purposes (as a guest, education and visit the cultural and sport events) in May 2019 composed the greatest share of the total number of trips of Bulgarian residents abroad - 39.1%, followed by those with holiday and recreation purpose - 33.5%, and with professional purpose - 27.4% (Figure 2).

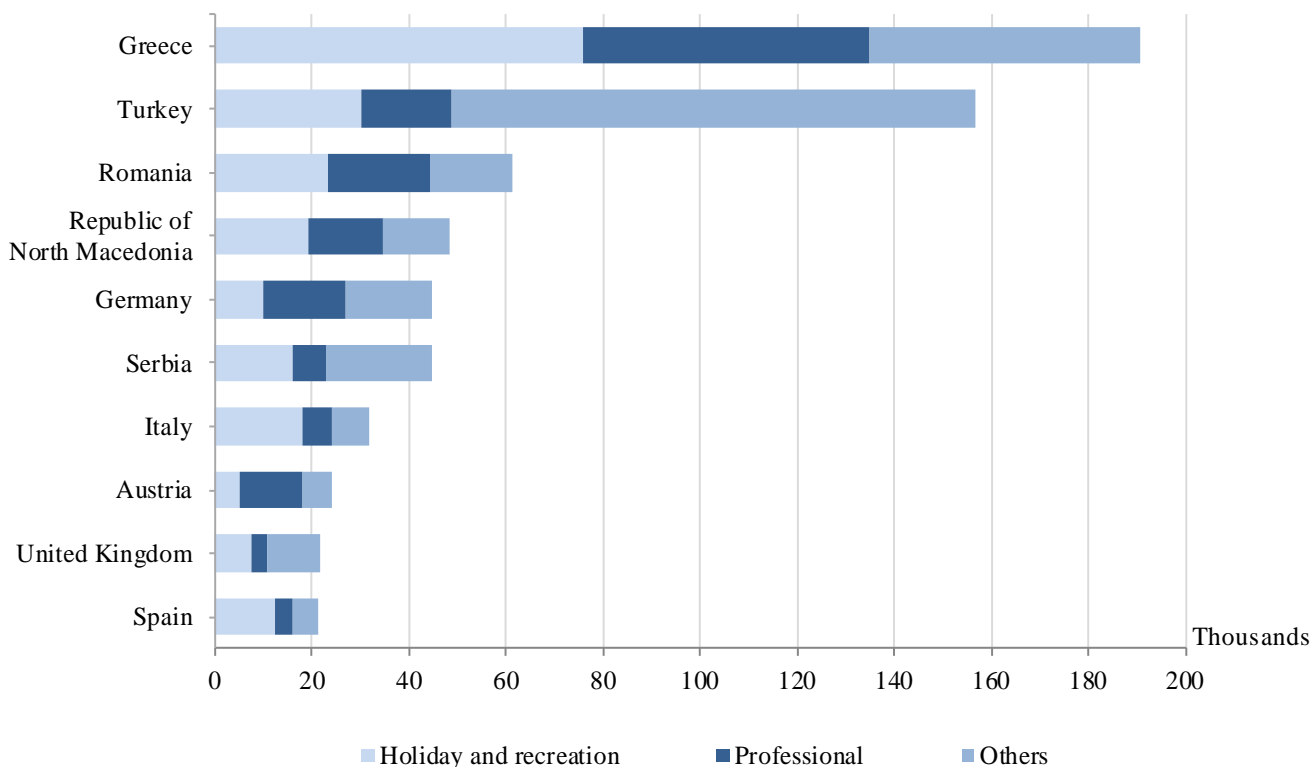


Figure 2. Structure of the trips of Bulgarian residents abroad by purpose of visit in May 2019



In May 2019 most trips of Bulgarian citizens were made to: Greece - 190.5 thousand, Turkey - 157.0 thousand, Romania - 61.3 thousand, Republic of North Macedonia - 48.3 thousand, Germany - 44.8 thousand, Serbia - 44.7 thousand, Italy - 31.6 thousand, Austria - 24.2 thousand, the United Kingdom - 21.9 thousand, Spain - 21.3 thousand (Figure 3).

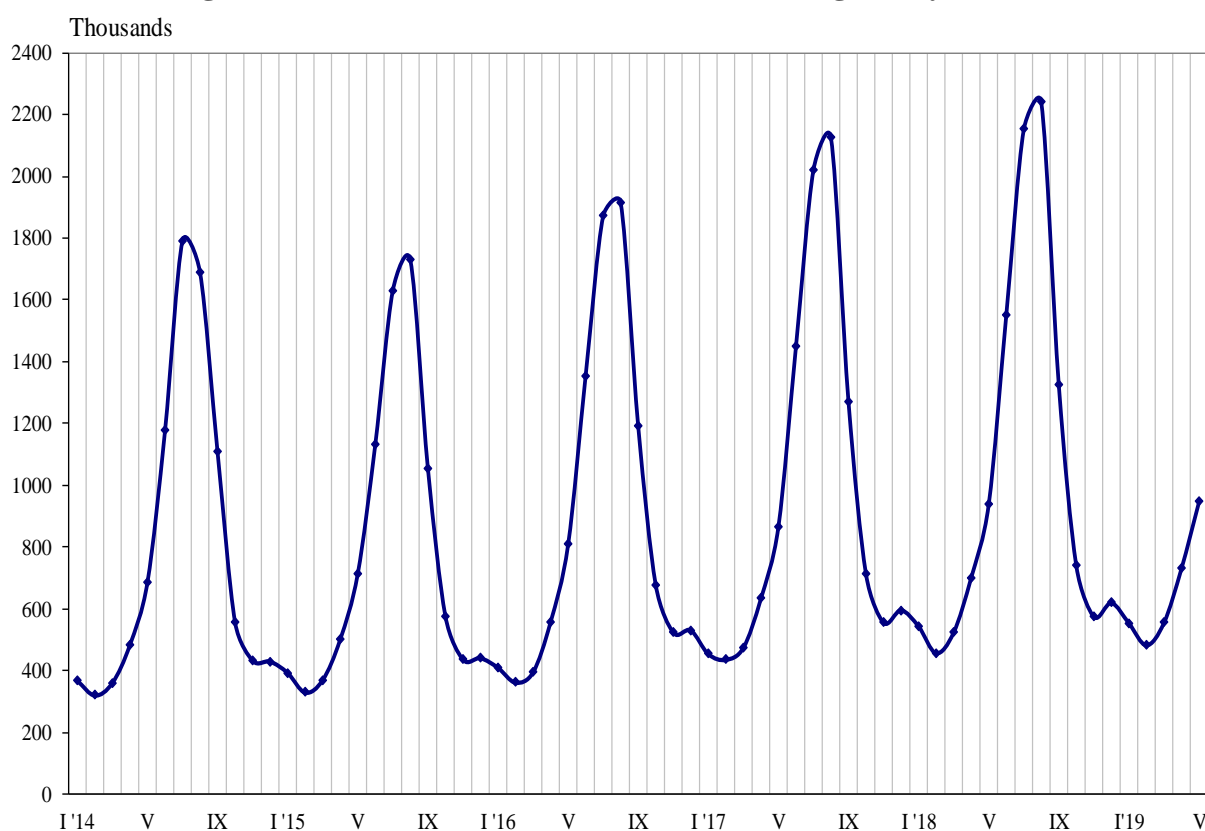
Figure 3. Top foreign destination for Bulgarian residents by purpose of visit in May 2019





In May 2019, **the number of arrivals of visitors from abroad to Bulgaria** was 946.7 thousand (Annex, Table 2) or by 0.9% more in comparison with May 2018 (Figure 4). An increase was registered in the trips with purposes: ‘others’ (including as guest and passing transit) - by 2.1%, and ‘professional’ - by 1.7%, while those with ‘holiday and recreation’ decreased by 0.9%. Transit passes through the country were 26.9% (254.6 thousand) of all visits of foreigners to Bulgaria.

Figure 4. Arrivals of visitors from abroad to Bulgaria by months



The share of visits of EU citizens was 62.7% of the total number of foreigners’ visits to Bulgaria in May 2019 or by 0.7% less in comparison with the same month of the previous year. An increase was registered in the visits of citizens from the United Kingdom - by 14.1%, Austria - by 6.7%, Greece - by 2.9%, Poland - by 0.7%, Romania - by 0.3%, and etc. At the same time decreased the visits from Italy - by 17.2%, Germany - by 0.5%, France - by 0.5%, and etc.

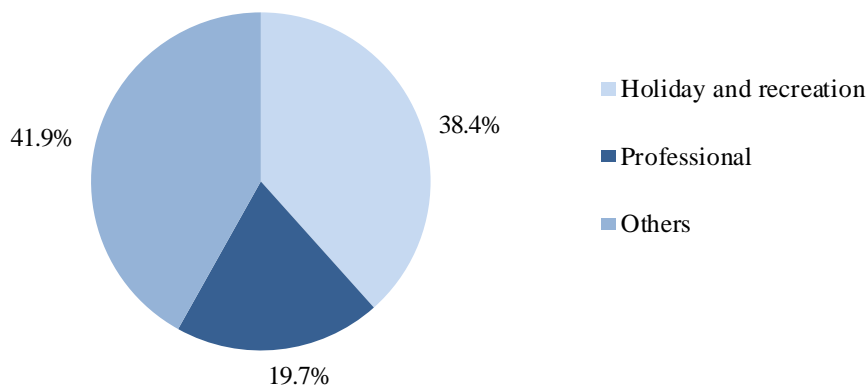
The visits of foreigners in the group ‘Other European countries’¹ increased by 3.3%, as the highest increase was observed in the visits of citizens of Ukraine - by 29.8%.

In May 2019, the predominant share of the visits with other purposes was 41.9%, followed by trips with holiday and recreation purpose - 38.4%, and with professional purpose - 19.7% (Figure 5).

¹ Group ‘Other European countries’ includes countries in Europe outside EU.

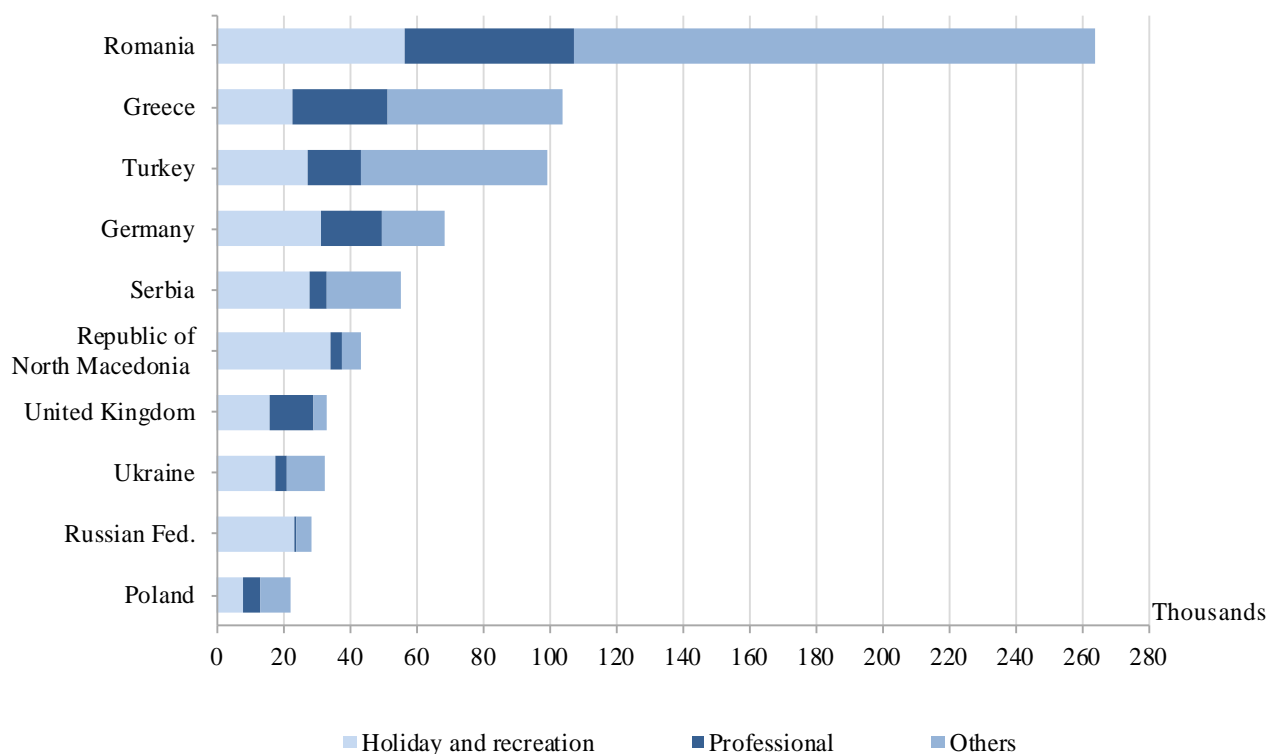


Figure 5. Structure of visits of foreign citizens to Bulgaria by purpose in May 2019



In May 2019 the most visits to Bulgaria were from: Romania - 264.0 thousand, Greece - 103.6 thousand, Turkey - 99.0 thousand, Germany - 68.5 thousand, Serbia - 55.3 thousand, Republic of North Macedonia - 43.0 thousand, the United Kingdom - 33.0 thousand, Ukraine - 32.2 thousand, Russian Federation - 28.3 thousand, Poland - 22.0 thousand (Figure 6).

Figure 6. Top visits by foreigners to Bulgaria by country of residence and purpose in May 2019





Methodological notes

The definitions recommended by the World Tourist Organization and the Methodological manual for tourism by Eurostat are applied by the National Statistical Institute.

In accordance with these definitions **an international tourist** is any person who travels to a country other than his/her permanent residence for less than a year and whose main purpose is not doing any activity for payment in place visited.

The purposes of visiting a country are the following:

- Excursion, holiday or entertainment (visits to cultural or historical landmarks, sport events and other);
- Visiting friends and relatives;
- Professional purposes (business trips, participation in conferences, congresses, concluding deals, and etc.);
- Other (education, medical treatment, and etc.) purposes.

Statistical data on the trips of Bulgarian citizens travelling abroad and visits by foreigners to Bulgaria are obtained on the basis of monthly information received from the Ministry of Interior and sample survey of the National Statistical Institute among Bulgarian and foreign citizens passing through border check points.

Data on the number of the trips of the citizens of the European Union are estimated on the basis of the information obtained from the Ministry of Interior and the airport authorities. Data on the number of citizens from 'third countries' are obtained directly from the Ministry of Interior.

Data on the purposes of the trips are obtained on the basis of the NSI's regular monthly sample survey of passing Bulgarian and foreign citizens through the border check points.



Annex

Table 1

**Trips of Bulgarian residents abroad by purpose of visit
and country of destination in May 2019**

Country of destination	Total	Purpose of visit		
		Holiday and recreation	Professional	Others
				(Number)
Total	762105	255197	208769	298139
EU	475684	178252	154462	142970
Austria	24210	5222	12817	6171
Belgium	11438	1395	6973	3070
Croatia	4667	2231	1839	597
Cyprus	1241	621	162	458
Czech Republic	10021	2014	5823	2184
Denmark	2366	418	591	1357
Finland	364	122	137	105
France	16652	7064	4541	5047
Germany	44767	10027	16831	17909
Greece	190503	75774	59220	55509
Hungary	6512	3890	1605	1017
Ireland	1576	566	197	813
Italy	31641	18193	5932	7516
Malta	988	593	-	395
Netherlands	5031	2071	596	2364
Poland	8390	2208	4857	1325
Portugal	1041	474	249	318
Romania	61335	23381	20690	17264
Slovakia	1748	874	318	556
Slovenia	1968	492	901	575
Spain	21306	12308	3551	5447
Sweden	1018	406	273	339
United Kingdom	21874	7390	3547	10937
Other EU countries	5027	518	2812	1697
Other European countries	261766	67643	46099	148024
Norway	1020	437	583	-
Republic of North Macedonia	48321	19219	15375	13727
Russian Federation	5722	1381	1578	2763
Serbia	44684	16022	6966	21696
Switzerland	1119	336	476	307
Turkey	156986	30248	18505	108233
Ukraine	3914	-	2616	1298
Other countries	7544	1644	2082	3818
Canada	726	118	245	363
Israel	3453	1201	751	1501
USA	3365	325	1086	1954
Rest of the world	17111	7658	6126	3327



Table 2

**Arrivals of visitors from abroad to Bulgaria
by purpose of visit and country of origin in May 2019**

(Number)

Country of origin	Total	Purpose of visit		
		Holiday and recreation	Professional	Others
Total	946721	363284	186773	396664
EU	593171	173773	148651	270747
Austria	10734	2284	3796	4654
Belgium	6392	3742	1247	1403
Croatia	3915	1305	1522	1088
Cyprus	2704	1048	341	1315
Czech Republic	3832	1994	1277	561
Denmark	2546	1061	1061	424
Finland	4467	1978	1367	1122
France	19002	10328	5370	3304
Germany	68462	31164	18232	19066
Greece	103617	22539	28723	52355
Hungary	6121	874	1749	3498
Ireland	2664	1998	-	666
Italy	11765	1961	6667	3137
Malta	176	176	-	-
Netherlands	7230	3080	2066	2084
Poland	21975	7826	5442	8707
Portugal	1473	491	764	218
Romania	264047	56460	50605	156982
Slovakia	2248	903	749	596
Slovenia	2432	549	778	1105
Spain	5147	1803	1135	2209
Sweden	4161	820	1387	1954
United Kingdom	33003	15996	13064	3943
Other EU countries	5058	3393	1309	356
Other European countries	262623	132334	29903	100386
Norway	2220	981	736	503
Republic of North Macedonia	42966	34272	3485	5209
Russian Federation	28298	23216	868	4214
Serbia	55293	27724	5216	22353
Switzerland	2599	1246	741	612
Turkey	99044	27078	15861	56105
Ukraine	32203	17817	2996	11390
Other countries	30919	27936	1170	1813
Canada	2393	2033	82	278
Israel	15148	14725	200	223
Japan	1829	1629	86	114
USA	11549	9549	802	1198
Rest of the world	60008	29241	7049	23718