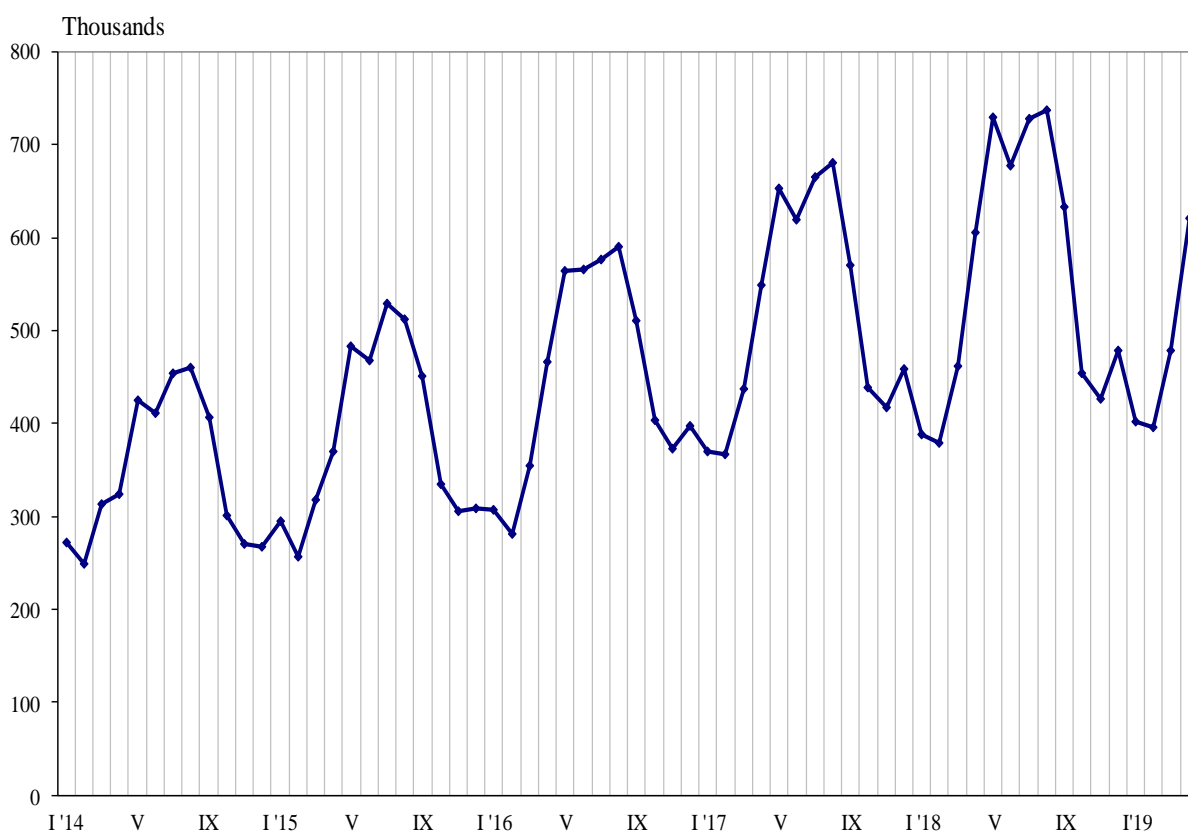




TRIPS OF BULGARIAN RESIDENTS ABROAD AND ARRIVALS OF VISITORS FROM ABROAD TO BULGARIA IN APRIL 2019

In April 2019, **the number of the trips of Bulgarian residents abroad** was 620.8 thousand (Annex, Table 1) or by 2.4% above the registered in April 2018 (Figure 1). In comparison with the same month of the previous year, an increase was observed in the total number of the trips of Bulgarians to: Spain - by 15.8%, France - by 13.5%, Greece - by 7.8%, Austria - by 5.6%, Germany - by 5.4%, Turkey - by 3.6%, Serbia - by 1.0%, Italy - by 0.9%, and etc. At the same time decreased the trips to: Republic of North Macedonia - by 5.4%, the United Kingdom - by 4.2%, the Netherlands - by 2.9%, Poland - by 2.2%, and etc.

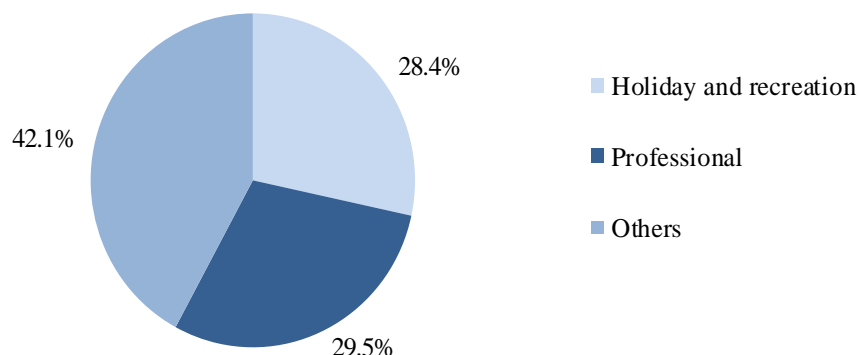
Figure 1. Trips of Bulgarian residents abroad by months



In comparison with April 2018, an increase was registered in the trips with all observed purposes: ‘holiday and recreation’ - by 3.8%, ‘others’ - by 2.9%, and ‘professional’ - by 0.3%. The trips with other purposes (as a guest, education and visit the cultural and sport events) in April 2019 composed the greatest share of the total number of trips of Bulgarian residents abroad - 42.1%, followed by those with professional purpose - 29.5%, and with holiday and recreation purpose - 28.4% (Figure 2).

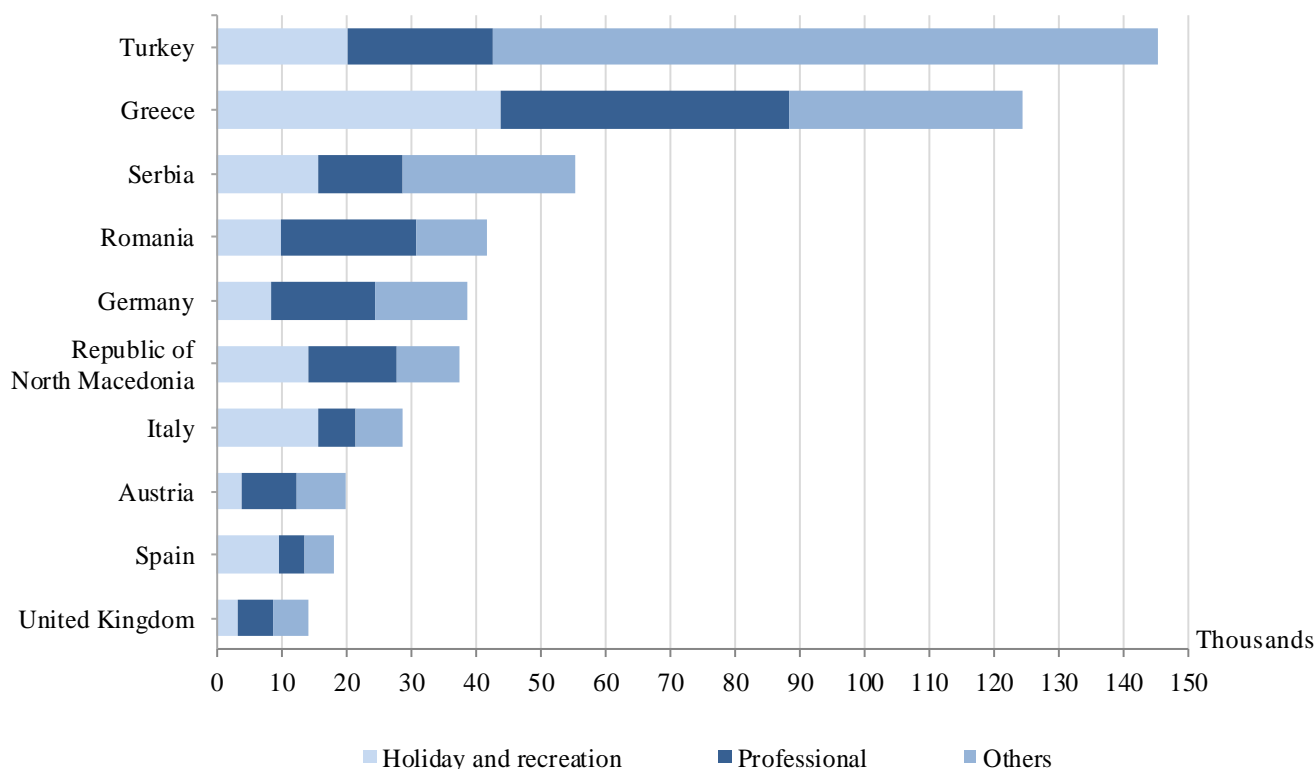


Figure 2. Structure of the trips of Bulgarian residents abroad by purpose of visit in April 2019



In April 2019 most trips of Bulgarian citizens were made to: Turkey - 145.6 thousand, Greece - 124.4 thousand, Serbia - 55.4 thousand, Romania - 41.7 thousand, Germany - 38.7 thousand, Republic of North Macedonia - 37.3 thousand, Italy - 28.8 thousand, Austria - 19.8 thousand, Spain - 17.9 thousand, the United Kingdom - 14.1 thousand (Figure 3).

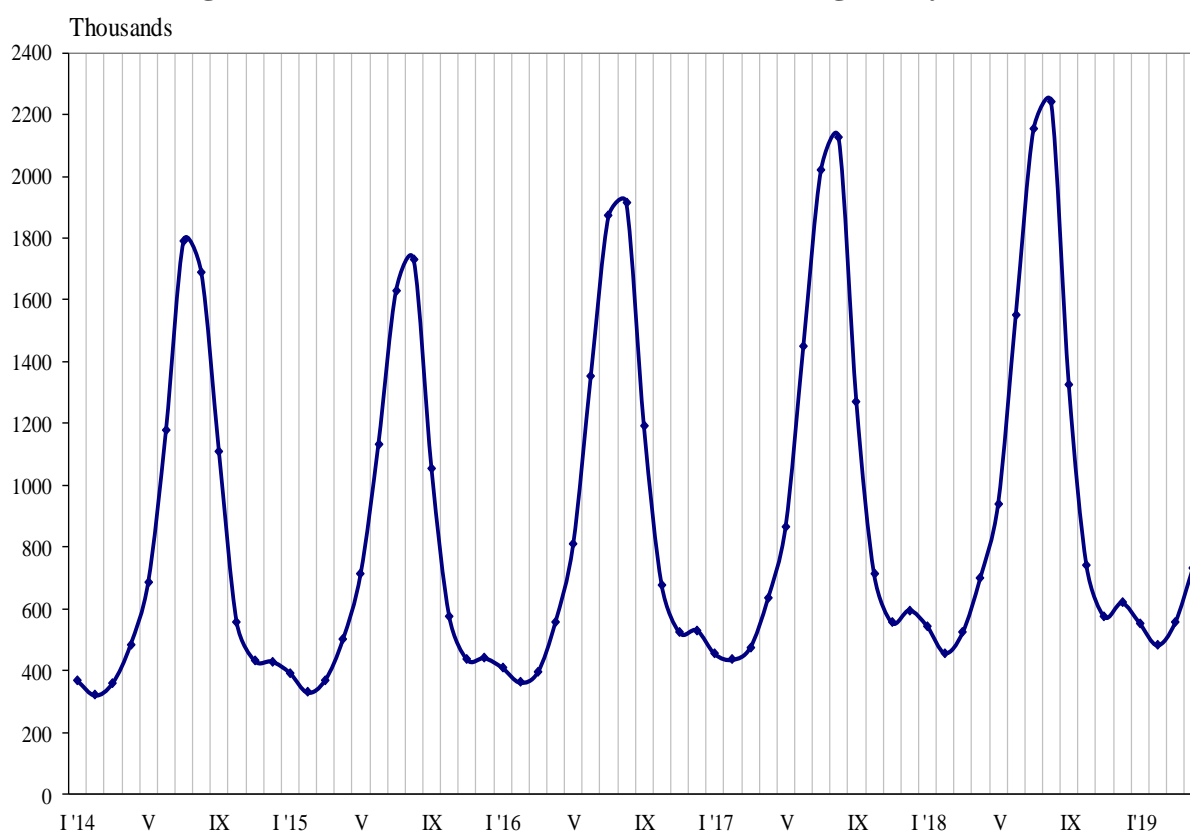
Figure 3. Top foreign destination for Bulgarian residents by purpose of visit in April 2019





In April 2019, **the number of arrivals of visitors from abroad to Bulgaria** was 731.5 thousand (Annex, Table 2) or by 4.2% more in comparison with April 2018 (Figure 4). An increase was registered in the trips with all observed purposes: ‘others’ (including as guest and passing transit) - by 4.9%, ‘professional’ - by 4.6%, and ‘holiday and recreation’ - by 3.3%. Transit passes through the country were 23.7% (173.0 thousand) of all visits of foreigners to Bulgaria.

Figure 4. Arrivals of visitors from abroad to Bulgaria by months



The share of visits of EU citizens was 55.4% of the total number of foreigners’ visits to Bulgaria in April 2019 or by 2.9% more in comparison with the same month of the previous year. An increase was registered in the visits of citizens from Germany - by 24.6%, Greece - by 9.2%, Romania - by 6.0%, the United Kingdom - by 6.0%, and etc. At the same time decreased the visits from France - by 17.0%, Austria - by 15.1%, Italy - by 14.7%, Poland - by 7.3%, and etc.

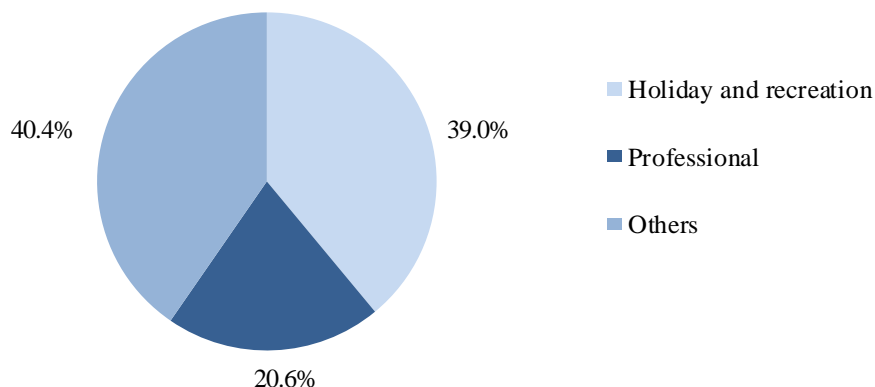
The visits of foreigners in the group ‘Other European countries’¹ increased by 7.1%, as the highest increase was observed in the visits of citizens of Serbia - by 15.6%.

In April 2019, the predominant share of the visits with other purposes was 40.4%, followed by trips with holiday and recreation purpose - 39.0%, and with professional purpose - 20.6% (Figure 5).

¹ Group ‘Other European countries’ includes countries in Europe outside EU.

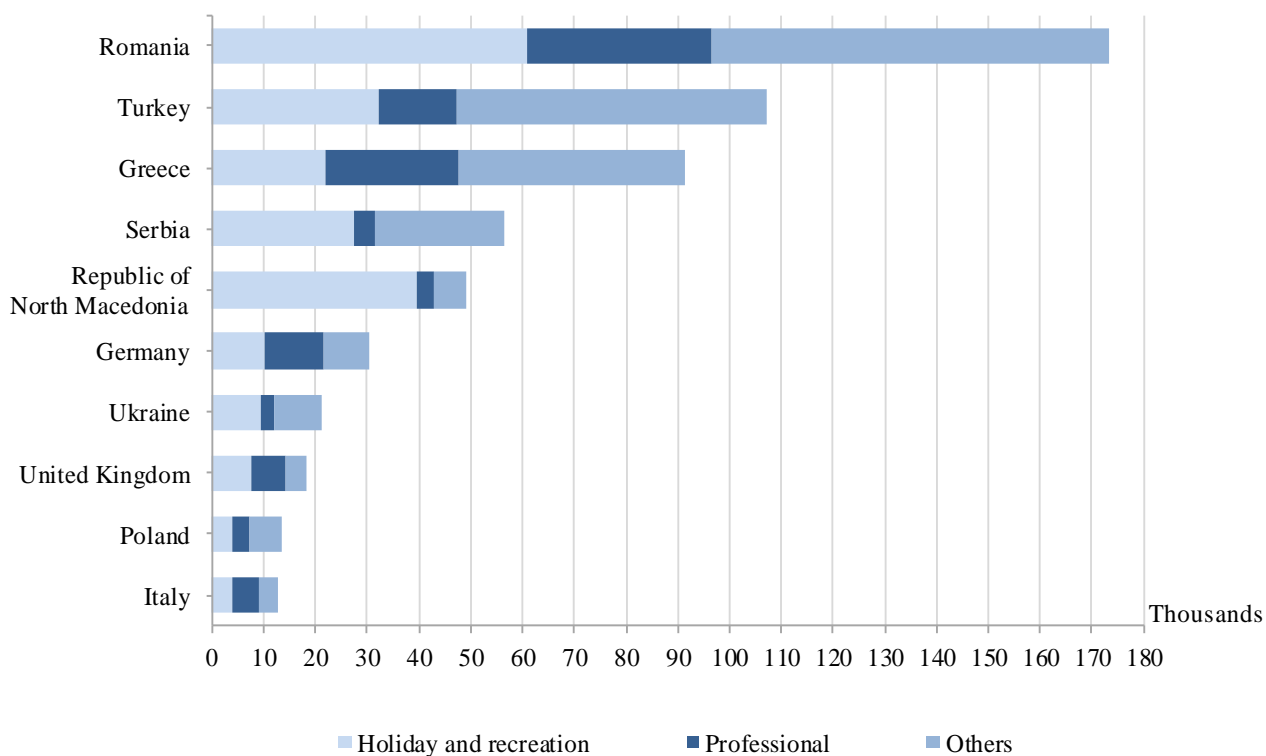


Figure 5. Structure of visits of foreign citizens to Bulgaria by purpose in April 2019



In April 2019 the most visits to Bulgaria were from: Romania - 173.3 thousand, Turkey - 107.1 thousand, Greece - 91.4 thousand, Serbia - 56.6 thousand, Republic of North Macedonia - 49.1 thousand, Germany - 30.6 thousand, Ukraine - 21.2 thousand, the United Kingdom - 18.2 thousand, Poland - 13.3 thousand, Italy - 12.7 thousand (Figure 6).

Figure 6. Top visits by foreigners to Bulgaria by country of residence and purpose in April 2019





Methodological notes

The definitions recommended by the World Tourist Organization and the Methodological manual for tourism by Eurostat are applied by the National Statistical Institute.

In accordance with these definitions **an international tourist** is any person who travels to a country other than his/her permanent residence for less than a year and whose main purpose is not doing any activity for payment in place visited.

The purposes of visiting a country are the following:

- Excursion, holiday or entertainment (visits to cultural or historical landmarks, sport events and other);
- Visiting friends and relatives;
- Professional purposes (business trips, participation in conferences, congresses, concluding deals, and etc.);
- Other (education, medical treatment, and etc.) purposes.

Statistical data on the trips of Bulgarian citizens travelling abroad and visits by foreigners to Bulgaria are obtained on the basis of monthly information received from the Ministry of Interior and sample survey of the National Statistical Institute among Bulgarian and foreign citizens passing through border check points.

Data on the number of the trips of the citizens of the European Union are estimated on the basis of the information obtained from the Ministry of Interior and the airport authorities. Data on the number of citizens from 'third countries' are obtained directly from the Ministry of Interior.

Data on the purposes of the trips are obtained on the basis of the NSI's regular monthly sample survey of passing Bulgarian and foreign citizens through the border check points.



Annex

Table 1

**Trips of Bulgarian residents abroad by purpose of visit
and country of destination in April 2019**

(Number)

Country of destination	Total	Purpose of visit		
		Holiday and recreation	Professional	Others
Total	620842	176246	182889	261707
EU	361740	119671	125290	116779
Austria	19773	3697	8591	7485
Belgium	11603	2264	3962	5377
Croatia	5493	1831	2018	1644
Cyprus	1510	407	503	600
Czech Republic	6207	1379	2759	2069
Denmark	1368	391	243	734
Finland	873	-	356	517
France	11716	5802	2172	3742
Germany	38667	8286	15981	14400
Greece	124437	43814	44628	35995
Hungary	7443	2066	2329	3048
Ireland	468	239	102	127
Italy	28772	15629	5683	7460
Malta	623	418	205	-
Netherlands	7941	3012	1095	3834
Poland	8062	2879	1354	3829
Portugal	3594	2800	373	421
Romania	41719	9837	20953	10929
Slovakia	2221	889	457	875
Slovenia	4744	791	1091	2862
Spain	17941	9568	3914	4459
Sweden	960	117	288	555
United Kingdom	14083	3240	5382	5461
Other EU countries	1522	315	851	356
Other European countries	247638	51354	53953	142331
Norway	368	-	215	153
Republic of North Macedonia	37349	14061	13621	9667
Russian Federation	6370	1035	3319	2016
Serbia	55382	15716	12915	26751
Switzerland	606	202	299	105
Turkey	145555	20340	22338	102877
Ukraine	2008	-	1246	762
Other countries	2747	1060	515	1172
Canada	250	143	-	107
Israel	1784	812	337	635
USA	713	105	178	430
Rest of the world	8717	4161	3131	1425



Table 2

**Arrivals of visitors from abroad to Bulgaria
by purpose of visit and country of origin in April 2019**

(Number)

Country of origin	Total	Purpose of visit		
		Holiday and recreation	Professional	Others
Total	731488	285614	150404	295470
EU	405501	124722	116100	164679
Austria	9906	1219	4863	3824
Belgium	4645	883	2433	1329
Croatia	3208	841	1565	802
Cyprus	2319	1068	464	787
Czech Republic	2918	545	1094	1279
Denmark	1563	315	334	914
Finland	2011	553	1458	-
France	9059	1899	3593	3567
Germany	30596	10049	11537	9010
Greece	91372	22141	25647	43584
Hungary	4728	511	1576	2641
Ireland	1443	640	465	338
Italy	12671	3968	5061	3642
Malta	233	233	-	-
Netherlands	6386	1854	2884	1648
Poland	13311	3767	3451	6093
Portugal	1632	644	851	137
Romania	173260	60878	35688	76694
Slovakia	1876	318	624	934
Slovenia	1580	458	676	446
Spain	6948	2870	3088	990
Sweden	2797	704	1164	929
United Kingdom	18248	7565	6552	4131
Other EU countries	2791	799	1032	960
Other European countries	250113	118944	27058	104111
Norway	1040	302	218	520
Republic of North Macedonia	49069	39681	3195	6193
Russian Federation	12040	8852	702	2486
Serbia	56567	27422	4107	25038
Switzerland	3051	968	1296	787
Turkey	107125	32377	14848	59900
Ukraine	21221	9342	2692	9187
Other countries	22895	20691	1062	1142
Canada	1487	1189	83	215
Israel	12279	11846	195	238
Japan	1085	957	76	52
USA	8044	6699	708	637
Rest of the world	52979	21257	6184	25538