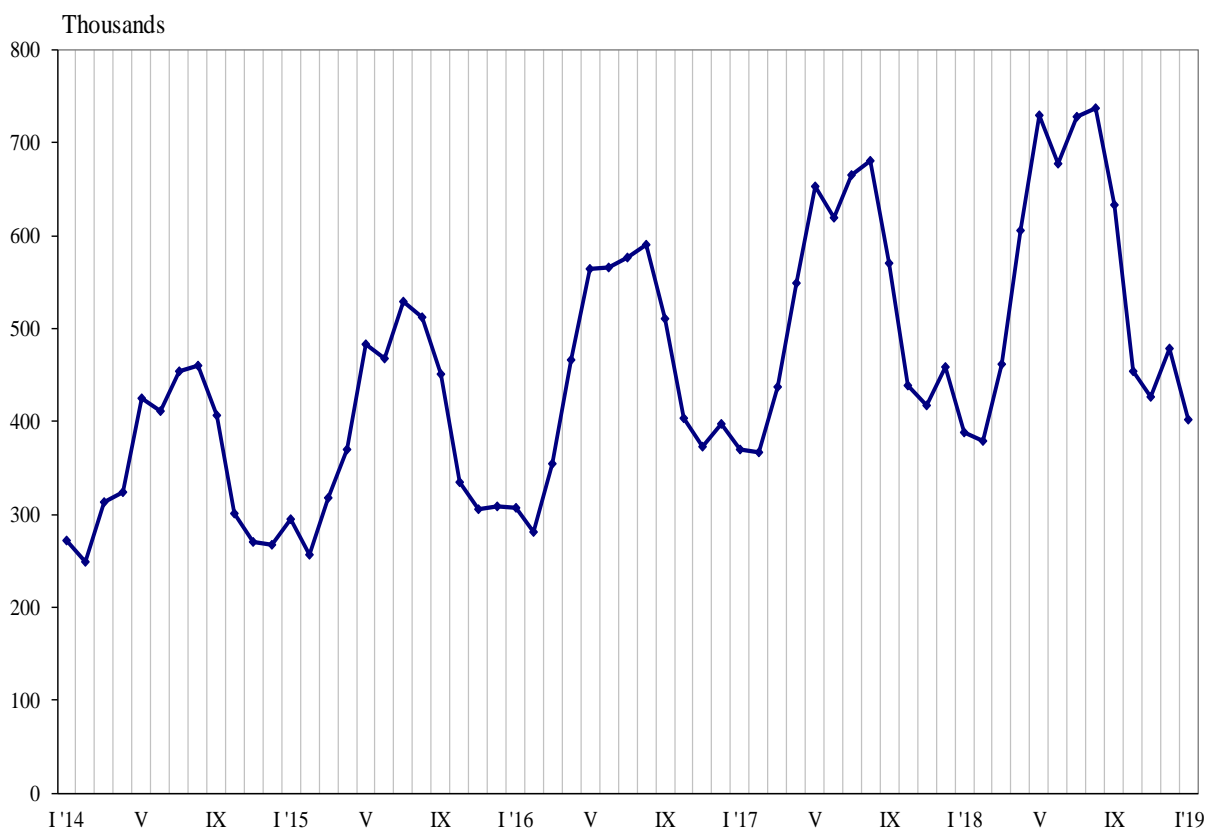




TRIPS OF BULGARIAN RESIDENTS ABROAD AND ARRIVALS OF VISITORS FROM ABROAD TO BULGARIA IN JANUARY 2019

In January 2019, **the number of the trips of Bulgarian residents abroad** was 402.3 thousand (Annex, Table 1) or by 3.8% above the registered in January 2018 (Figure 1). In comparison with the same month of the previous year, an increase was observed in the total number of the trips of Bulgarians to: Romania - by 13.8%, Turkey - by 12.0%, Austria - by 7.5%, Germany - by 6.8%, Spain - by 5.8%, France - by 4.9%, the United Kingdom - by 4.8%, Republic of North Macedonia - by 1.8%, and etc. At the same time decreased the trips to: Sweden - by 20.3%, Slovakia - by 17.3%, Switzerland - by 2.6%, Serbia - by 2.2%, and etc.

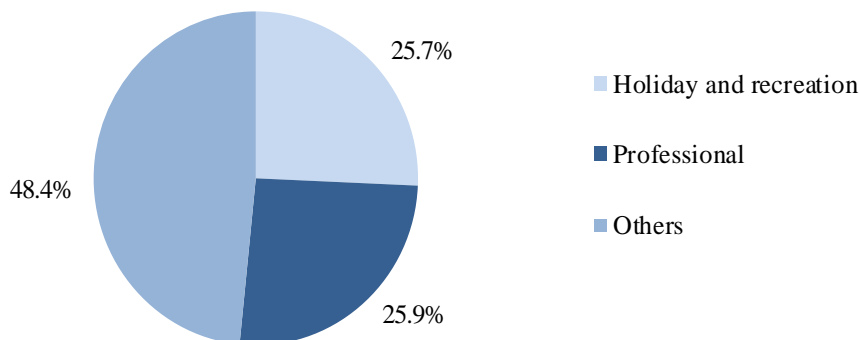
Figure 1. Trips of Bulgarian residents abroad by months



In comparison with January 2018, an increase was registered in the trips with all observed purposes: with holiday and recreation purpose - by 6.5%, with professional purpose - by 4.4%, and with other purposes - by 2.1%. The trips with other purposes (as a guest, education and visit the cultural and sport events) in January 2019 composed the greatest share of the total number of trips of Bulgarian residents abroad - 48.4%, followed by the trips with professional purpose - 25.9%, and with holiday and recreation purpose - 25.7% (Figure 2).

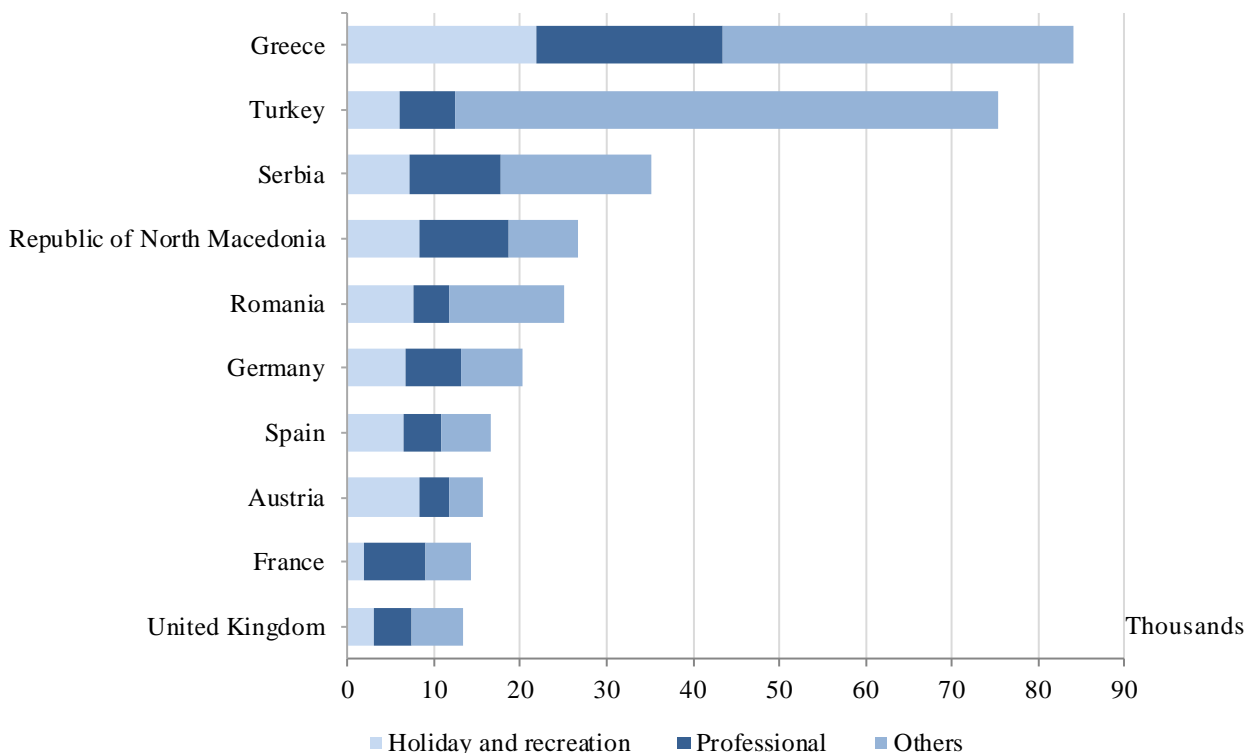


Figure 2. Structure of the trips of Bulgarian residents abroad by purpose of visit in January 2019



In January 2019 most trips of Bulgarian citizens were made to: Greece - 84.1 thousand, Turkey - 75.5 thousand, Serbia - 35.2 thousand, Republic of North Macedonia - 26.6 thousand, Romania - 25.0 thousand, Germany - 20.2 thousand, Spain - 16.6 thousand, Austria - 15.5 thousand, France - 14.1 thousand, the United Kingdom - 13.4 thousand (Figure 3).

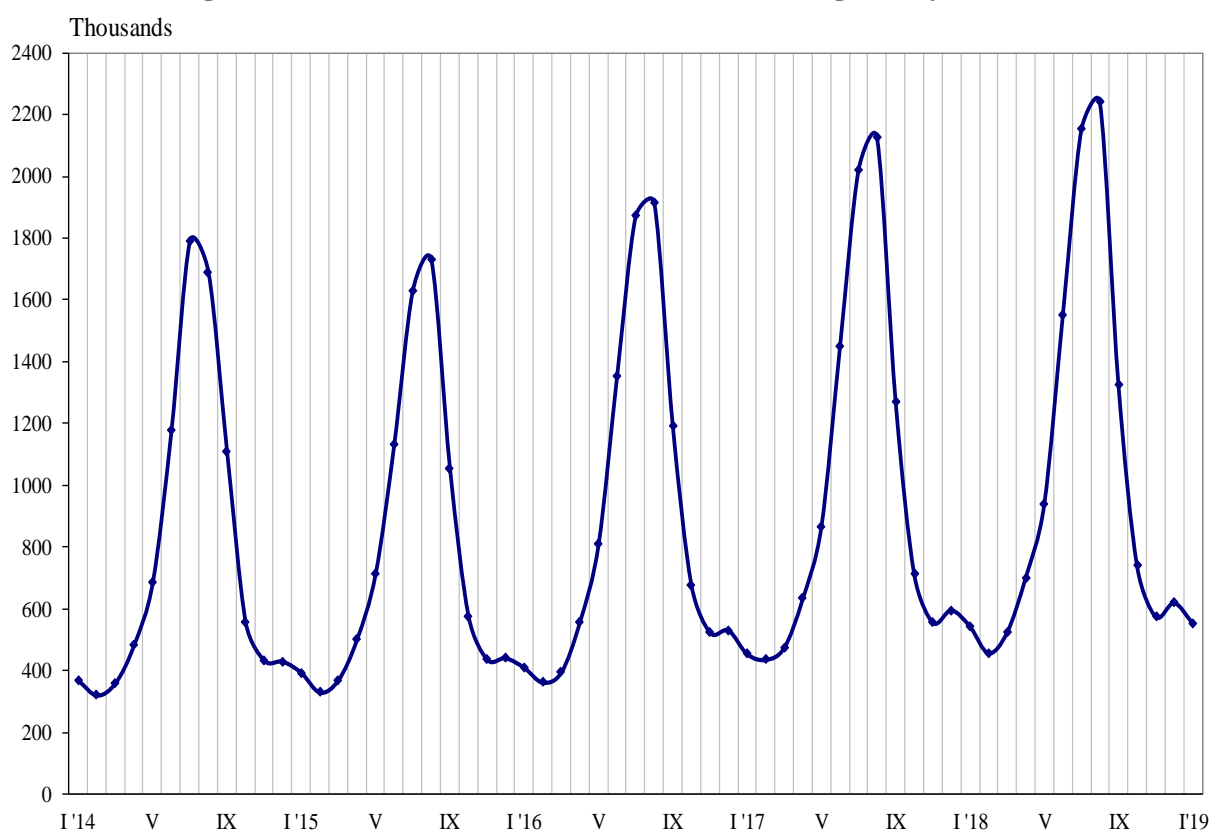
Figure 3. Top foreign destination for Bulgarian residents by purpose of visit in January 2019





In January 2019, the number of arrivals of visitors from abroad to Bulgaria was 554.3 thousand (Annex, Table 2) or by 1.9% more in comparison with January 2018 (Figure 4). An increase was registered in the trips with all observed purposes: with professional purpose - by 2.4%, with other purposes (including as guest and passing transit) - by 2.3%, and with holiday and recreation purpose - by 1.3%. Transit passes through the country were 23.7% (131.1 thousand) of all visits of foreigners to Bulgaria.

Figure 4. Arrivals of visitors from abroad to Bulgaria by months



The share of visits of EU citizens was 48.0% of the total number of foreigners' visits to Bulgaria in January 2019 or by 4.7% more in comparison with the same month of the previous year. An increase was registered in the visits of citizens from the United Kingdom - by 50.3%, Poland - by 32.1%, Romania - by 24.2%, Germany - by 2.5%, and etc. At the same time decreased the visits from Austria - by 17.9%, Italy - by 15.4%, Greece - by 5.5%, and etc.

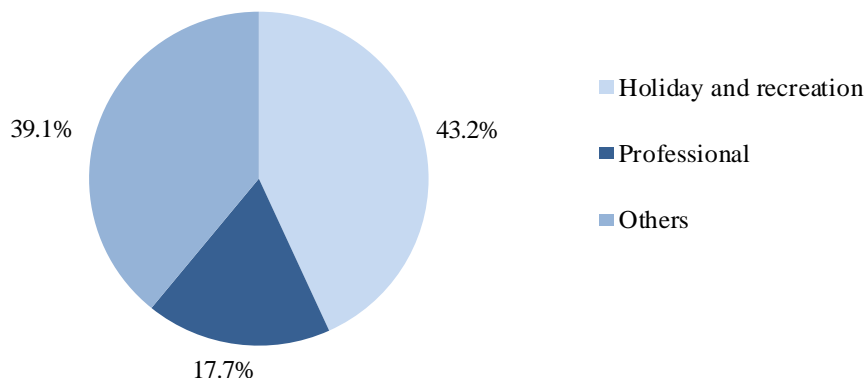
The visits of foreigners in the group 'Other European countries'¹ decreased by 1.3%, as the highest decrease was observed in the visits of citizens of Turkey - by 5.2%.

In January 2019, the predominant share of the visits with holiday and recreation purpose was 43.2%, followed by trips with other purposes - 39.1%, and with professional purpose - 17.7% (Figure 5).

¹ Group 'Other European countries' includes countries in Europe outside EU.

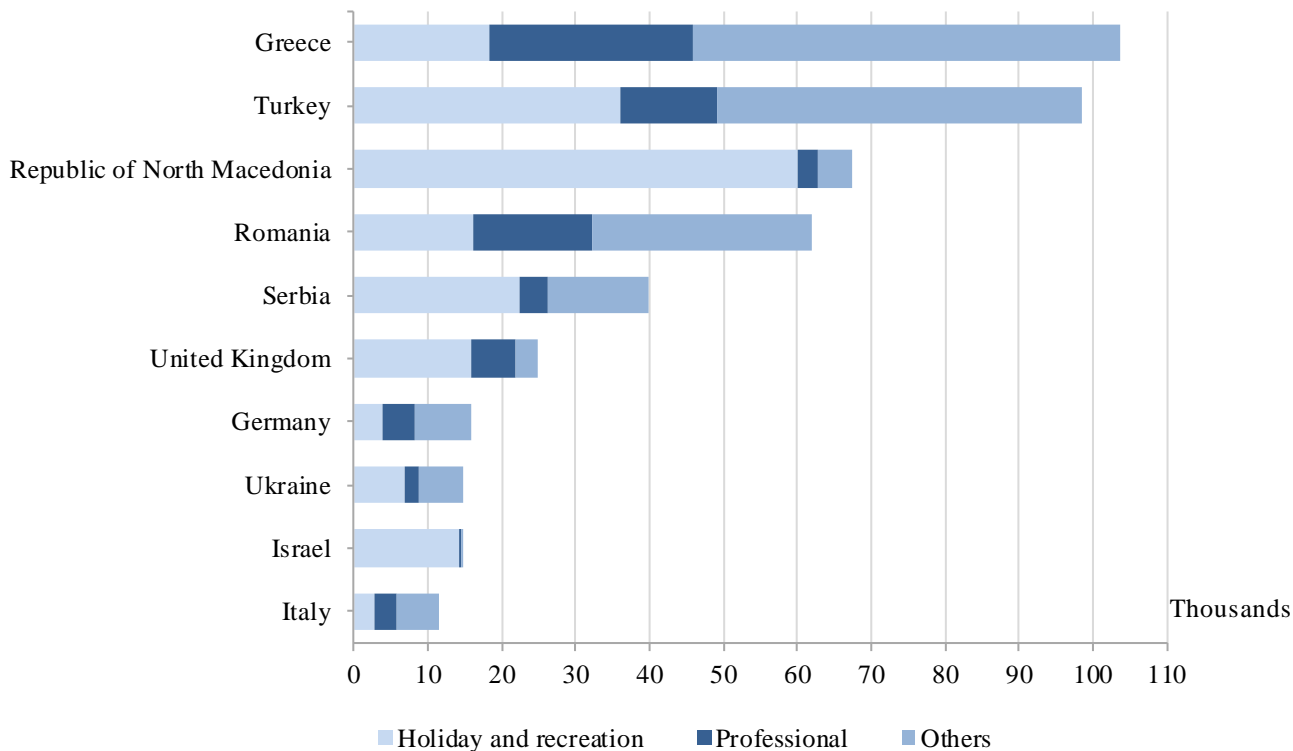


Figure 5. Structure of visits of foreign citizens to Bulgaria by purpose in January 2019



In January 2019 the most visits to Bulgaria were from: Greece - 103.7 thousand, Turkey - 98.4 thousand, Republic of North Macedonia - 67.3 thousand, Romania - 61.9 thousand, Serbia - 39.8 thousand, the United Kingdom - 24.8 thousand, Germany - 15.7 thousand, Ukraine - 14.9 thousand, Israel - 14.6 thousand, Italy - 11.6 thousand (Figure 6).

Figure 6. Top visits by foreigners to Bulgaria by country of residence and purpose in January 2019





Methodological notes

The definitions recommended by the World Tourist Organization and the Methodological manual for tourism by Eurostat are applied by the National Statistical Institute.

In accordance with these definitions **an international tourist** is any person who travels to a country other than his/her permanent residence for less than a year and whose main purpose is not doing any activity for payment in place visited.

The purposes of visiting a country are the following:

- Excursion, holiday or entertainment (visits to cultural or historical landmarks, sport events and other);
- Visiting friends and relatives;
- Professional purposes (business trips, participation in conferences, congresses, concluding deals, and etc.);
- Other (education, medical treatment, and etc.) purposes.

Statistical data on the trips of Bulgarian citizens travelling abroad and visits by foreigners to Bulgaria are obtained on the basis of monthly information received from the Ministry of Interior and sample survey of the National Statistical Institute among Bulgarian and foreign citizens passing through border check points.

Data on the number of the trips of the citizens of the European Union are estimated on the basis of the information obtained from the Ministry of Interior and the airport authorities. Data on the number of citizens from 'third countries' are obtained directly from the Ministry of Interior.

Data on the purposes of the trips are obtained on the basis of the NSI's regular monthly sample survey of passing Bulgarian and foreign citizens through the border check points.



Annex

Table 1

**Trips of Bulgarian residents abroad by purpose of visit
and country of destination in January 2019**

(Number)

Country of destination	Total	Purpose of visit		
		Holiday and recreation	Professional	Others
Total	402349	103494	104279	194576
EU	249028	76538	72185	100305
Austria	15547	8291	3368	3888
Belgium	7637	1741	3170	2726
Croatia	1045	476	360	209
Cyprus	729	120	358	251
Czech Republic	10067	3089	2886	4092
Denmark	2072	705	507	860
Finland	428	271	157	-
France	14140	1768	7070	5302
Germany	20160	6581	6413	7166
Greece	84133	21846	21644	40643
Hungary	2878	959	1919	-
Ireland	856	-	290	566
Italy	12896	6208	2480	4208
Malta	430	430	-	-
Netherlands	3928	673	2115	1140
Poland	4904	905	2500	1499
Portugal	1888	1133	755	-
Romania	24983	7614	4211	13158
Slovakia	4027	2439	783	805
Slovenia	2708	1207	824	677
Spain	16570	6414	4276	5880
Sweden	2166	722	903	541
United Kingdom	13407	2946	4419	6042
Other EU countries	1429	-	777	652
Other European countries	142633	23183	28706	90744
Norway	532	224	-	308
Republic of North Macedonia	26559	8255	10408	7896
Russian Federation	1955	539	706	710
Serbia	35203	7134	10468	17601
Switzerland	2158	596	664	898
Turkey	75466	6138	6383	62945
Ukraine	760	297	77	386
Other countries	2085	520	349	1216
Canada	252	-	77	175
Israel	943	123	94	726
USA	890	397	178	315



Rest of the world 8603 3253 3039 2311
Table 2

**Arrivals of visitors from abroad to Bulgaria
by purpose of visit and country of origin in January 2019**

(Number)

Country of origin	Total	Purpose of visit		
		Holiday and recreation	Professional	Others
Total	554276	239218	98153	216905
EU	265942	71652	69442	124848
Austria	8031	1291	1438	5302
Belgium	4012	594	1337	2081
Croatia	2306	836	522	948
Cyprus	1191	555	259	377
Czech Republic	1743	593	472	678
Denmark	817	466	107	244
Finland	386	202	184	-
France	4593	1436	984	2173
Germany	15695	3676	4383	7636
Greece	103677	18359	27488	57830
Hungary	3135	508	1008	1619
Ireland	2076	1246	-	830
Italy	11558	2835	3016	5707
Malta	320	206	114	-
Netherlands	3584	896	1120	1568
Poland	7363	2806	2015	2542
Portugal	752	376	211	165
Romania	61933	16202	16053	29678
Slovakia	1117	569	300	248
Slovenia	514	218	156	140
Spain	3512	1216	1756	540
Sweden	1122	381	105	636
United Kingdom	24768	15853	5877	3038
Other EU countries	1737	332	537	868
Other European countries	231951	133095	23341	75515
Norway	443	183	260	-
Republic of North Macedonia	67281	60033	2652	4596
Russian Federation	10111	7606	550	1955
Serbia	39844	22347	3992	13505
Switzerland	1000	273	526	201
Turkey	98412	35865	13321	49226
Ukraine	14860	6788	2040	6032
Other countries	18954	17420	781	753
Canada	515	391	61	63
Israel	14567	14192	221	154
Japan	415	293	71	51
USA	3457	2544	428	485
Rest of the world	37429	17051	4589	15789