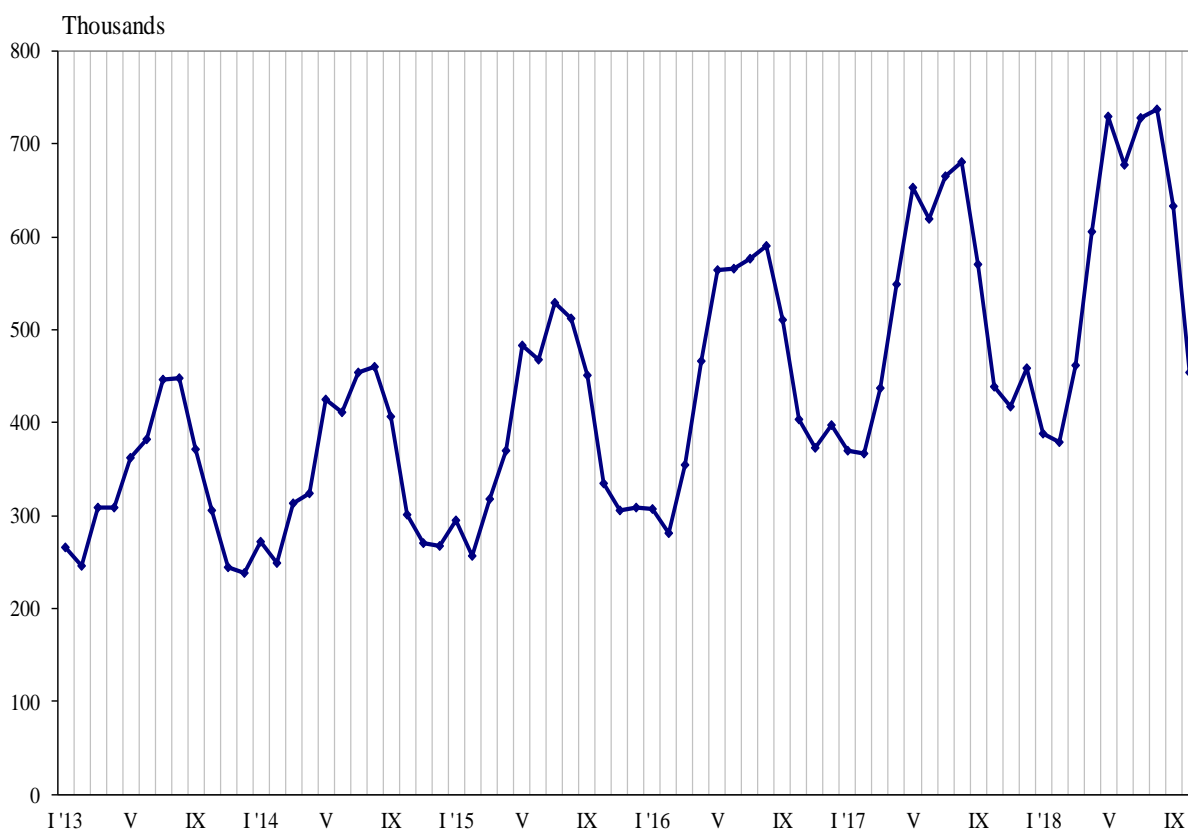




TRIPS OF BULGARIAN RESIDENTS ABROAD AND ARRIVALS OF VISITORS FROM ABROAD TO BULGARIA IN OCTOBER 2018

In October 2018, **the number of the trips of Bulgarian residents abroad** was 454.7 thousand (Annex, Table 1) or by 3.6% above the registered in October 2017 (Figure 1). In comparison with the same month of the previous year, an increase was observed in the total number of the trips of Bulgarians to: Turkey - by 20.9%, Germany - by 4.5%, Spain - by 3.5%, Austria - by 3.3%, Italy - by 3.0%, Serbia - by 2.6%, Romania - by 2.0%, and etc. At the same time decreased the trips to: the United Kingdom - by 2.7%, Greece - by 2.4%, the Former Yugoslav Republic of Macedonia - by 1.5%, and etc.

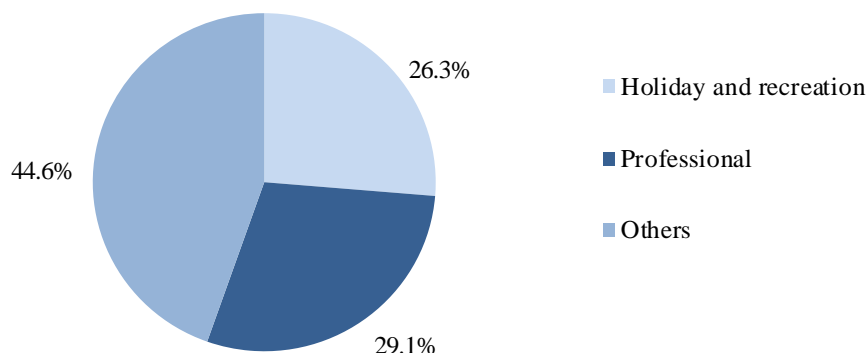
Figure 1. Trips of Bulgarian residents abroad by months



In comparison with October 2017, an increase was registered in the trips with holiday and recreation purpose - by 12.3% and with other purposes - by 1.2%, while those with professional purpose remains on the same level. The trips with other purposes (as a guest, education and visit the cultural and sport events) in October 2018 composed the greatest share of the total number of trips of Bulgarian residents abroad - 44.6%, followed by the trips with professional purpose - 29.1%, and with holiday and recreation purpose - 26.3% (Figure 2).

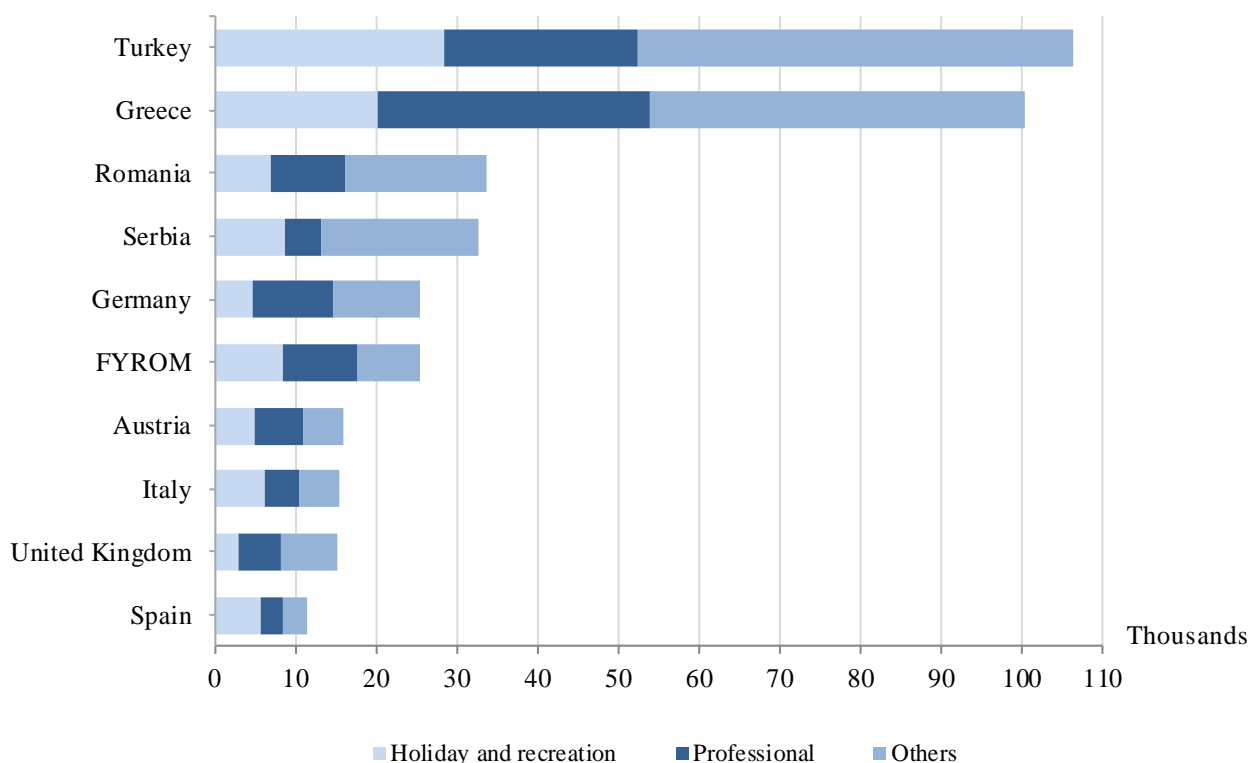


Figure 2. Structure of the trips of Bulgarian residents abroad by purpose of visit in October 2018



In October 2018 most trips of Bulgarian citizens were made to: Turkey - 106.3 thousand, Greece - 100.2 thousand, Romania - 33.6 thousand, Serbia - 32.6 thousand, Germany - 25.4 thousand, the Former Yugoslav Republic of Macedonia - 25.3 thousand, Austria - 15.9 thousand, Italy - 15.4 thousand, the United Kingdom - 15.1 thousand, Spain - 11.4 thousand (Figure 3).

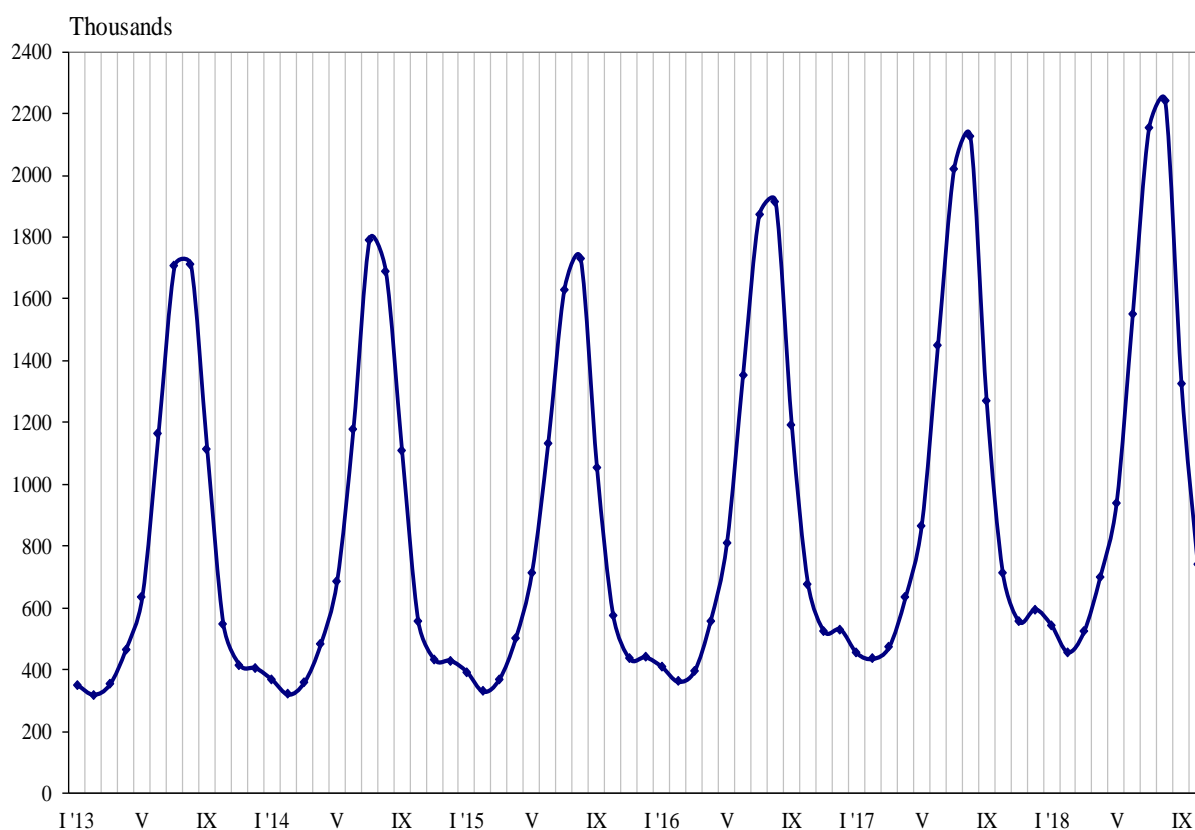
Figure 3. Top foreign destination for Bulgarian residents by purpose of visit in October 2018





In October 2018, **the number of arrivals of visitors from abroad to Bulgaria** was 739.3 thousand (Annex, Table 2) or by 3.8% more in comparison with October 2017 (Figure 4). An increase was registered in the trips with other purposes (including as guest and passing transit) - by 4.7%, with professional purpose - by 3.3%, and with holiday and recreation purpose - by 2.8%. Transit passes through the country were 29.7% (219.7 thousand) of all visits of foreigners to Bulgaria.

Figure 4. Arrivals of visitors from abroad to Bulgaria by months



The share of visits of EU citizens was 55.5% of the total number of foreigners' visits to Bulgaria in October 2018 or by 2.7% more in comparison with the same month of the previous year. An increase was registered in the visits of citizens from France - by 8.2%, Poland - by 7.6%, the United Kingdom - by 5.9%, Germany - by 3.9%, Romania - by 1.2%, and etc. At the same time decreased the visits from Italy - by 3.7%, Austria - by 1.8%, Greece - by 0.6%, and etc.

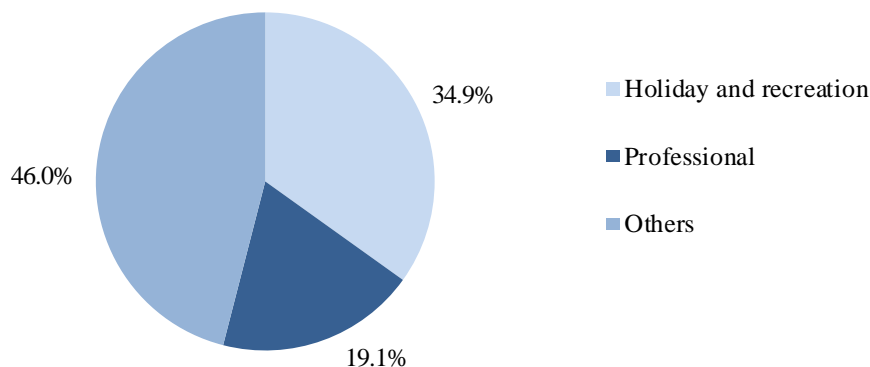
The visits of foreigners in the group 'Other European countries'¹ increased by 6.7%, as the highest growth was observed in the visits of citizens of Serbia - by 24.9%.

In October 2018, the predominant share of the visits with other purposes was 46.0%, followed by trips with holiday and recreation purpose - 34.9%, and with professional purpose - 19.1% (Figure 5).

¹ Group 'Other European countries' includes countries in Europe outside EU.

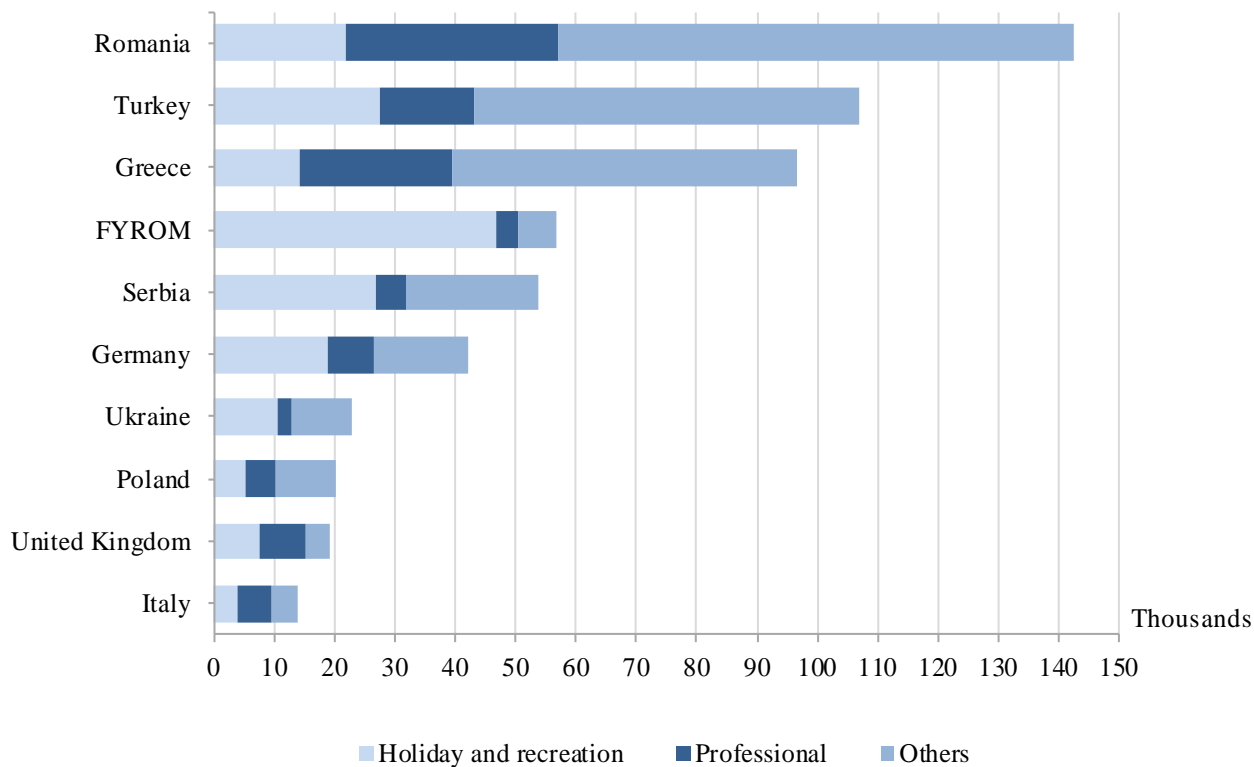


Figure 5. Structure of visits of foreign citizens to Bulgaria by purpose in October 2018



In October 2018 the most visits to Bulgaria were from: Romania - 142.6 thousand, Turkey - 106.8 thousand, Greece - 96.6 thousand, the Former Yugoslav Republic of Macedonia - 56.8 thousand, Serbia - 53.8 thousand, Germany - 42.1 thousand, Ukraine - 22.9 thousand, Poland - 20.2 thousand, the United Kingdom - 19.3 thousand, Italy - 13.9 thousand (Figure 6).

Figure 6. Top visits by foreigners to Bulgaria by country of residence and purpose in October 2018





Methodological notes

The definitions recommended by the World Tourist Organization and the Methodological manual for tourism by Eurostat are applied by the National Statistical Institute.

In accordance with these definitions **an international tourist** is any person who travels to a country other than his/her permanent residence for less than a year and whose main purpose is not doing any activity for payment in place visited.

The purposes of visiting a country are the following:

- Excursion, holiday or entertainment (visits to cultural or historical landmarks, sport events and other);
- Visiting friends and relatives;
- Professional purposes (business trips, participation in conferences, congresses, concluding deals, and etc.);
- Other (education, medical treatment, and etc.) purposes.

Statistical data on the trips of Bulgarian citizens travelling abroad and visits by foreigners to Bulgaria are obtained on the basis of monthly information received from the Ministry of Interior and sample survey of the National Statistical Institute among Bulgarian and foreign citizens passing through border check points.

Data on the number of the trips of the citizens of the European Union are estimated on the basis of the information obtained from the Ministry of Interior and the airport authorities. Data on the number of citizens from 'third countries' are obtained directly from the Ministry of Interior.

Data on the purposes of the trips are obtained on the basis of the NSI's regular monthly sample survey of passing Bulgarian and foreign citizens through the border check points.



Annex

Table 1

**Trips of Bulgarian residents abroad by purpose of visit
and country of destination in October 2018**

(Number)

Country of destination	Total	Purpose of visit		
		Holiday and recreation	Professional	Others
Total	454688	119366	132437	202885
EU	273867	69887	89111	114869
Austria	15949	4879	5987	5083
Belgium	8878	2819	4255	1804
Croatia	2020	1289	394	337
Cyprus	936	520	312	104
Czech Republic	5707	2195	1842	1670
Denmark	3660	366	415	2879
Finland	198	-	122	76
France	9614	4287	2442	2885
Germany	25389	4560	10145	10684
Greece	100166	20190	33557	46419
Hungary	5083	2716	981	1386
Ireland	513	117	185	211
Italy	15351	6256	4064	5031
Malta	422	352	-	70
Netherlands	5305	901	971	3433
Poland	4487	1122	2019	1346
Portugal	869	401	334	134
Romania	33624	6875	9338	17411
Slovakia	3587	537	2153	897
Slovenia	2564	429	691	1444
Spain	11366	5662	2743	2961
Sweden	1032	318	258	456
United Kingdom	15145	2879	5197	7069
Other EU countries	2002	217	706	1079
Other European countries	170648	47040	39431	84177
The Former Yugoslav Republic of Macedonia	25303	8427	9386	7490
Norway	308	122	186	-
Russian Federation	2958	683	1138	1137
Serbia	32598	8764	4346	19488
Switzerland	1981	401	180	1400
Turkey	106305	28390	23896	54019
Ukraine	1195	253	299	643
Other countries	2746	974	694	1078
Canada	235	-	-	235
Israel	1375	723	377	275
USA	1136	251	317	568
Rest of the world	7427	1465	3201	2761



Table 2

**Arrivals of visitors from abroad to Bulgaria
by purpose of visit and country of origin in October 2018**

(Number)

Country of origin	Total	Purpose of visit		
		Holiday and recreation	Professional	Others
Total	739308	257973	140996	340339
EU	410563	95077	104934	210552
Austria	11844	2268	3024	6552
Belgium	8133	1914	1196	5023
Croatia	3488	1893	644	951
Cyprus	1572	641	524	407
Czech Republic	5344	917	2377	2050
Denmark	1661	598	308	755
Finland	2487	1168	775	544
France	9022	3404	2680	2938
Germany	42051	19007	7532	15512
Greece	96625	14231	25385	57009
Hungary	5141	1786	828	2527
Ireland	1347	512	394	441
Italy	13875	3928	5555	4392
Malta	291	291	-	-
Netherlands	8418	1329	1476	5613
Poland	20163	5444	4854	9865
Portugal	1343	486	476	381
Romania	142563	21774	35245	85544
Slovakia	2159	941	83	1135
Slovenia	1750	525	385	840
Spain	5685	1906	1872	1907
Sweden	2699	1001	792	906
United Kingdom	19304	7518	7722	4064
Other EU countries	3598	1595	807	1196
Other European countries	253790	120044	28474	105272
The Former Yugoslav Republic of Macedonia	56835	46774	3699	6362
Norway	1287	735	368	184
Russian Federation	9697	7014	847	1836
Serbia	53810	26826	4854	22130
Switzerland	2444	591	752	1101
Turkey	106835	27556	15467	63812
Ukraine	22882	10548	2487	9847
Other countries	21726	19415	994	1317
Canada	1473	1245	70	158
Israel	11577	11020	264	293
Japan	1123	908	108	107
USA	7553	6242	552	759
Rest of the world	53229	23437	6594	23198