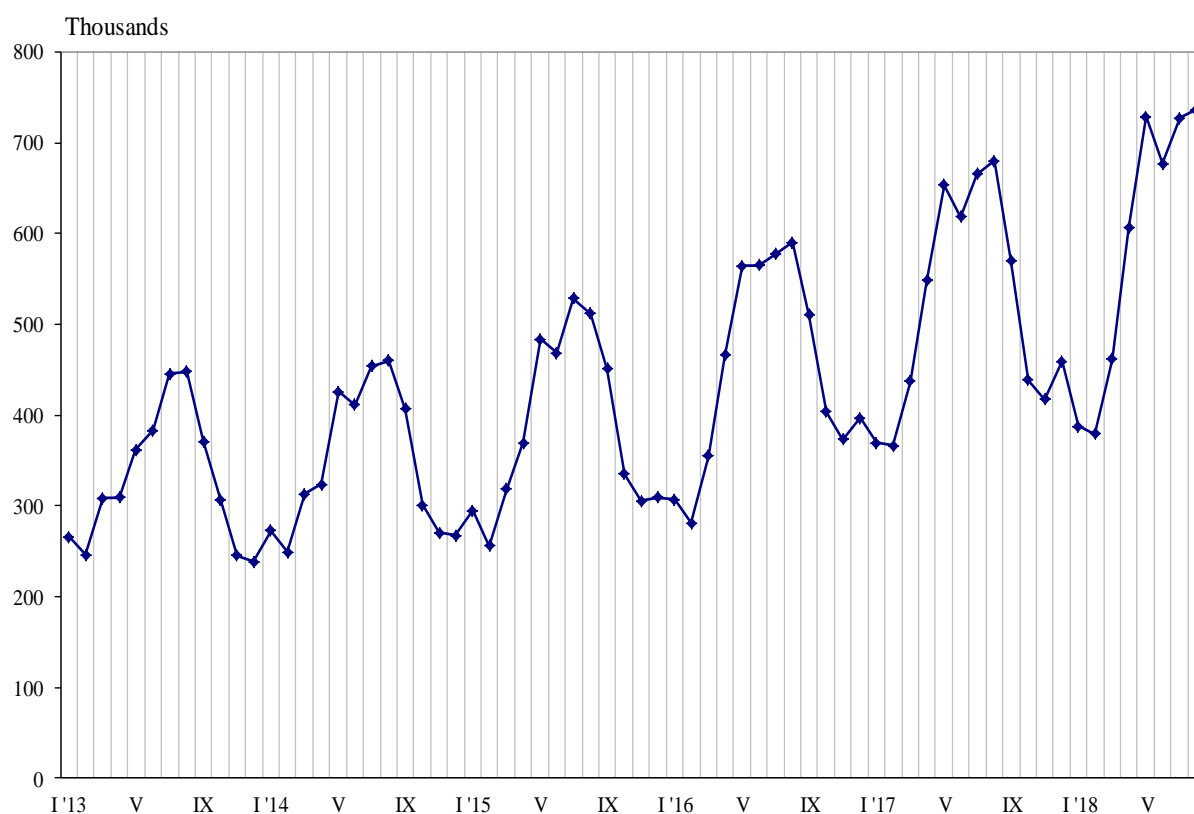




TRIPS OF BULGARIAN RESIDENTS ABROAD AND ARRIVALS OF VISITORS FROM ABROAD TO BULGARIA IN AUGUST 2018

In August 2018, the number of the trips of Bulgarian residents abroad was 736.7 thousand (Annex, Table 1) or by 8.3% above the registered in August 2017 (Figure 1). In comparison with the same month of the previous year, an increase was observed in the total number of the trips of Bulgarians to: Turkey - by 35.0%, Germany - by 13.9%, France - by 11.1%, Romania - by 10.7%, Austria - by 10.1%, the United Kingdom - by 6.2%, the Former Yugoslav Republic of Macedonia - by 3.6%. At the same time decreased the trips to: USA - by 13.0%, Ukraine - by 12.9%, Israel - by 3.3% and etc.

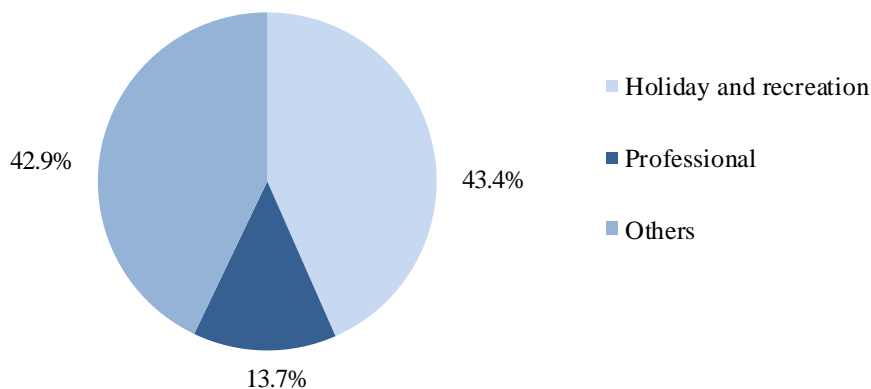
Figure 1. Trips of Bulgarian residents abroad by months



In comparison with August 2017, an increase was registered in the trips with all observed purposes: with professional purpose - by 18.8%, with holiday and recreation purpose - by 9.6%, and with other purposes - by 4.0%. The trips with holiday and recreation purpose in August 2018 composed the greatest share of the total number of trips of Bulgarian residents abroad - 43.4%, followed by the trips with other purposes (as a guest, education and visit the cultural and sport events) - 42.9%, and with professional purpose - 13.7% (Figure 2).

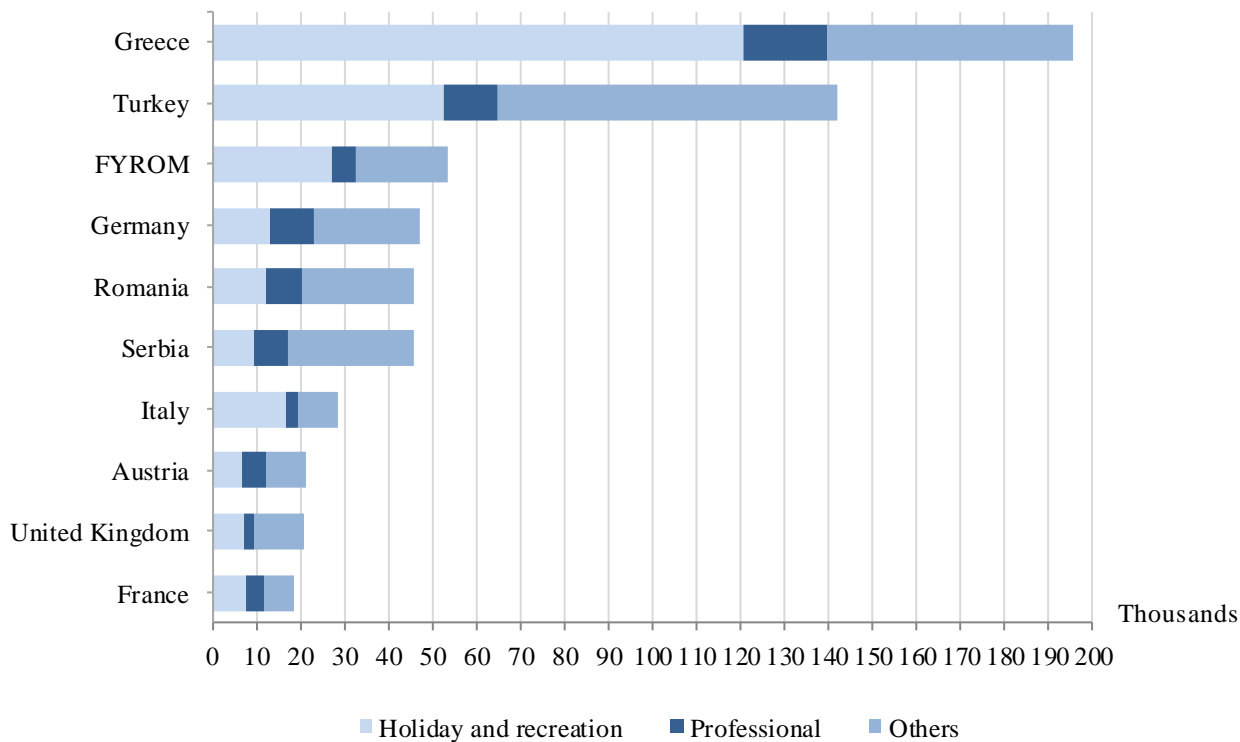


Figure 2. Structure of the trips of Bulgarian residents abroad by purpose of visit in August 2018



In August 2018 most trips of Bulgarian citizens were made to: Greece - 195.5 thousand, Turkey - 142.1 thousand, the Former Yugoslav Republic of Macedonia - 53.6 thousand, Germany - 47.1 thousand, Romania - 45.9 thousand, Serbia - 45.8 thousand, Italy - 28.6 thousand, Austria - 21.3 thousand, the United Kingdom - 21.0 thousand, France - 18.7 thousand (Figure 3).

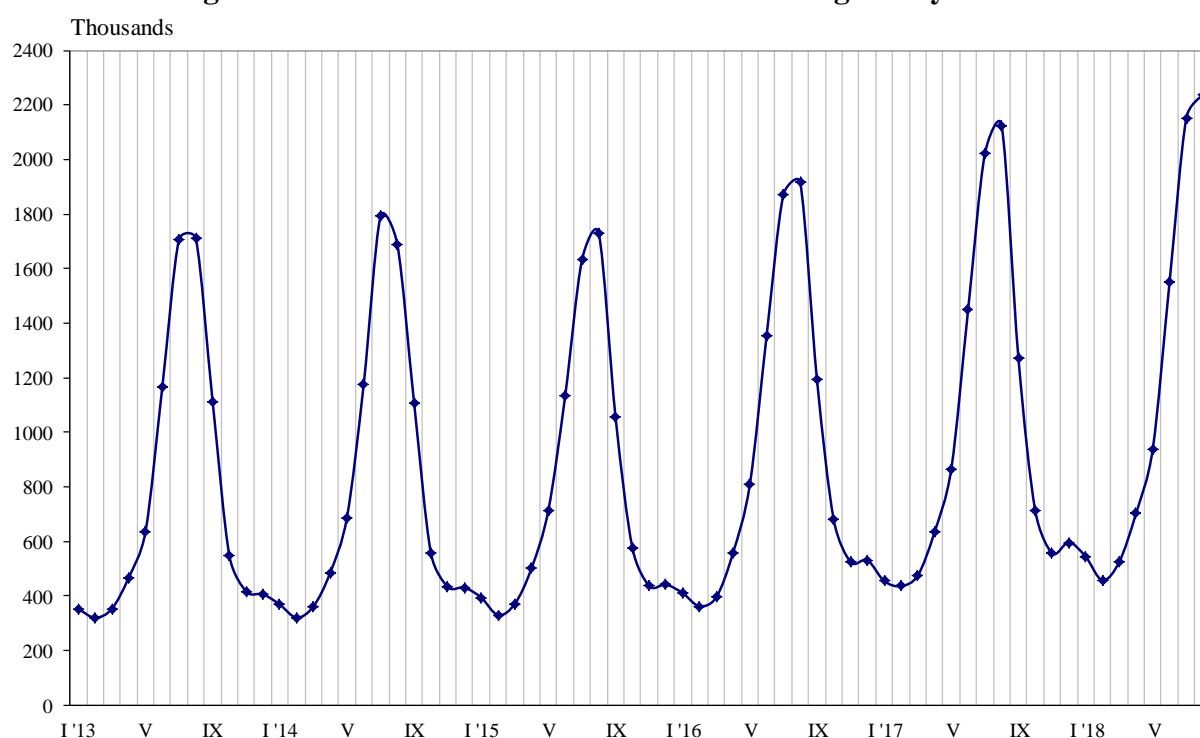
Figure 3. Top foreign destination for Bulgarian residents by purpose of visit in August 2018





In August 2018, the number of arrivals of visitors from abroad to Bulgaria was 2 240.2 thousand (Annex, Table 2) or by 5.4% more in comparison with August 2017 (Figure 4). An increase was registered in the trips with all observed purposes: with professional purpose - by 12.9%, with other purposes (including as guest and passing transit) - by 5.8% and with holiday and recreation purpose - by 4.2%. Transit passes through the country were 26.2% (586.1 thousand) of all visits of foreigners to Bulgaria.

Figure 4. Arrivals of visitors from abroad to Bulgaria by months



The share of visits of EU citizens was 62.3% of the total number of foreigners' visits to Bulgaria in August 2018 or by 5.3% more in comparison with the same month of the previous year. An increase was registered in the visits of citizens from Slovakia - by 25.0%, the Netherlands - by 21.5%, France - by 19.3%, the United Kingdom - by 17.1%, Romania - by 13.9%, Belgium - by 6.9%, Germany - by 4.4%, and etc. At the same time decreased the visits from Poland - by 10.9%, Italy - by 6.3%, Austria - by 5.9%, and etc.

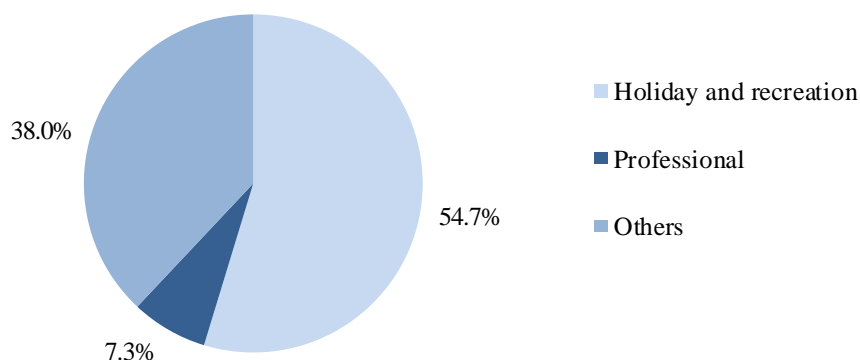
The visits of foreigners in the group 'Other European countries'¹ increased by 6.2%, as the highest growth was observed in the visits of citizens of Ukraine - by 33.2%.

In August 2018, the predominant share of the visits with holiday and recreation purpose was 54.7%, followed by trips with other purposes - 38.0%, and with professional purpose - 7.3% (Figure 5).

¹ Group 'Other European countries' includes countries in Europe outside EU.

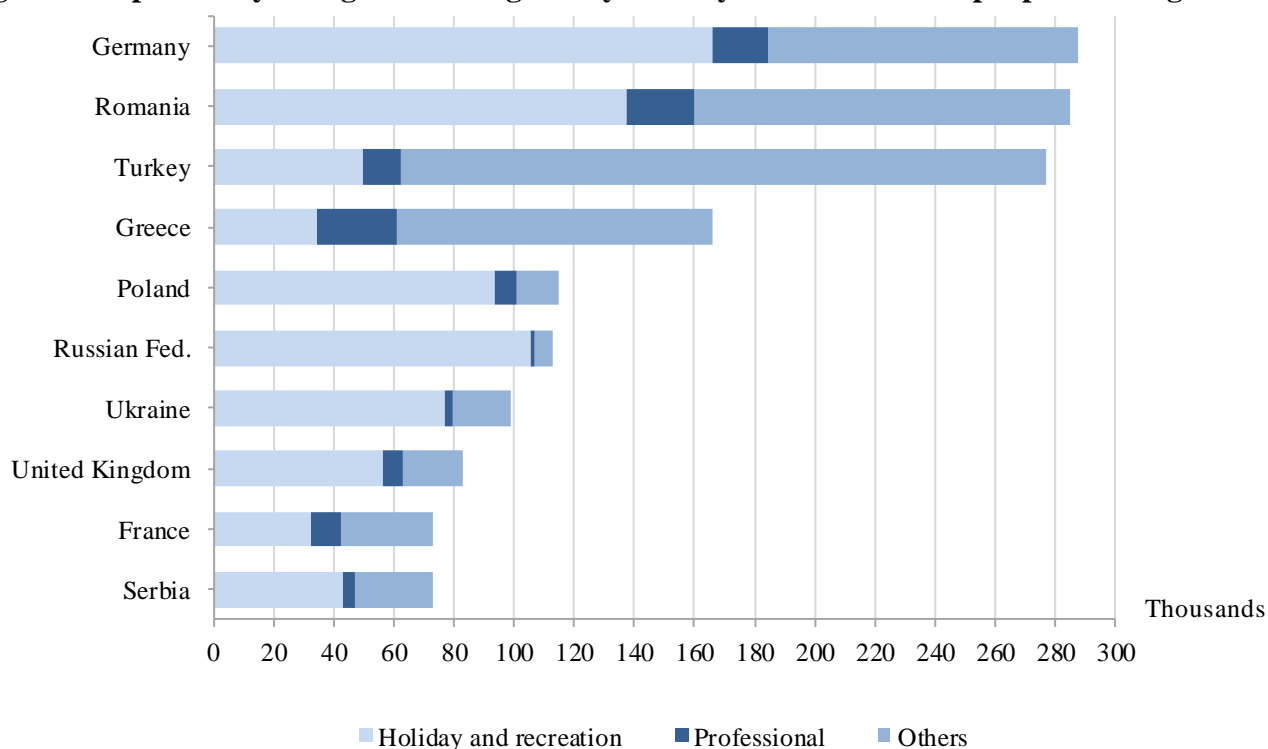


Figure 5. Structure of visits of foreign citizens to Bulgaria by purpose in August 2018



In August 2018 the most visits to Bulgaria were from: Germany - 287.4 thousand, Romania - 285.1 thousand, Turkey - 277.1 thousand, Greece - 165.8 thousand, Poland - 114.9 thousand, Russian Federation - 112.6 thousand, Ukraine - 98.8 thousand, the United Kingdom - 82.7 thousand, France - 72.8 thousand, Serbia - 72.8 thousand, (Figure 6).

Figure 6. Top visits by foreigners to Bulgaria by country of residence and purpose in August 2018





Methodological notes

The definitions recommended by the World Tourist Organization and the Methodological manual for tourism by Eurostat are applied by the National Statistical Institute.

In accordance with these definitions **an international tourist** is any person who travels to a country other than his/her permanent residence for less than a year and whose main purpose is not doing any activity for payment in place visited.

The purposes of visiting a country are the following:

- Excursion, holiday or entertainment (visits to cultural or historical landmarks, sport events and other);
- Visiting friends and relatives;
- Professional purposes (business trips, participation in conferences, congresses, concluding deals, and etc.);
- Other (education, medical treatment, and etc.) purposes.

Statistical data on the trips of Bulgarian citizens travelling abroad and visits by foreigners to Bulgaria are obtained on the basis of monthly information received from the Ministry of Interior and sample survey of the National Statistical Institute among Bulgarian and foreign citizens passing through border check points.

Data on the number of the trips of the citizens of the European Union are estimated on the basis of the information obtained from the Ministry of Interior and the airport authorities. Data on the number of citizens from 'third countries' are obtained directly from the Ministry of Interior.

Data on the purposes of the trips are obtained on the basis of the NSI's regular monthly sample survey of passing Bulgarian and foreign citizens through the border check points.



Annex

Table 1

**Trips of Bulgarian residents abroad by purpose of visit
and country of destination in August 2018**

(Number)

Country of destination	Total	Purpose of visit		
		Holiday and recreation	Professional	Others
Total	736725	319766	100888	316071
EU	469847	220332	69401	180114
Austria	21329	6789	5532	9008
Belgium	9522	1418	2255	5849
Croatia	4202	1910	585	1707
Cyprus	1892	1261	631	-
Czech Republic	10941	4103	2395	4443
Denmark	2530	337	-	2193
Finland	476	326	150	-
France	18722	7590	4048	7084
Germany	47133	13092	9783	24258
Greece	195511	120755	19033	55723
Hungary	8375	4653	2792	930
Ireland	2050	820	310	920
Italy	28560	16755	2713	9092
Malta	1226	1226	-	-
Netherlands	8887	3921	1307	3659
Poland	6388	2129	834	3425
Portugal	1558	1001	162	395
Romania	45899	12180	8016	25703
Slovakia	4986	1108	831	3047
Slovenia	6035	820	2012	3203
Spain	18446	9898	2699	5849
Sweden	1450	290	316	844
United Kingdom	20967	7083	2266	11618
Other EU countries	2762	867	731	1164
Other European countries	252040	92158	28197	131685
The Former Yugoslav Republic of Macedonia	53591	27218	5406	20967
Norway	1197	820	116	261
Russian Federation	5809	2061	1312	2436
Serbia	45801	9451	7683	28667
Switzerland	894	255	511	128
Turkey	142126	52353	12295	77478
Ukraine	2622	-	874	1748
Other countries	7524	2888	1201	3435
Canada	1379	411	280	688
Israel	2828	1203	589	1036
USA	3317	1274	332	1711
Rest of the world	7314	4388	2089	837



Table 2

**Arrivals of visitors from abroad to Bulgaria
by purpose of visit and country of origin in August 2018**

(Number)

Country of origin	Total	Purpose of visit		
		Holiday and recreation	Professional	Others
Total	2240206	1226323	162305	851578
EU	1394671	724644	131328	538699
Austria	56097	12475	5896	37726
Belgium	45825	17932	3985	23908
Croatia	3247	1623	630	994
Cyprus	3199	2299	328	572
Czech Republic	62894	47443	5003	10448
Denmark	8313	5542	1732	1039
Finland	6256	5479	368	409
France	72828	32212	10496	30120
Germany	287430	165975	18904	102551
Greece	165767	34710	26104	104953
Hungary	20588	14086	1084	5418
Ireland	6837	4700	1282	855
Italy	22366	12988	3589	5789
Malta	426	426	-	-
Netherlands	64729	23814	6763	34152
Poland	114870	93588	7141	14141
Portugal	2824	2049	775	-
Romania	285121	137258	22788	125075
Slovakia	28107	18918	1081	8108
Slovenia	4271	2574	491	1206
Spain	16140	10389	2556	3195
Sweden	10796	5998	994	3804
United Kingdom	82689	56123	7088	19478
Other EU countries	23051	16043	2250	4758
Other European countries	642370	343229	23980	275161
The Former Yugoslav Republic of Macedonia	63459	54935	3003	5521
Norway	11195	8206	-	2989
Russian Federation	112637	105696	1138	5803
Serbia	72804	43057	4082	25665
Switzerland	6437	4820	803	814
Turkey	277078	49799	12370	214909
Ukraine	98760	76716	2584	19460
Other countries	62564	59065	923	2576
Canada	3169	2674	46	449
Israel	45165	44473	401	291
Japan	1174	1022	55	97
USA	13056	10896	421	1739
Rest of the world	140601	99385	6074	35142