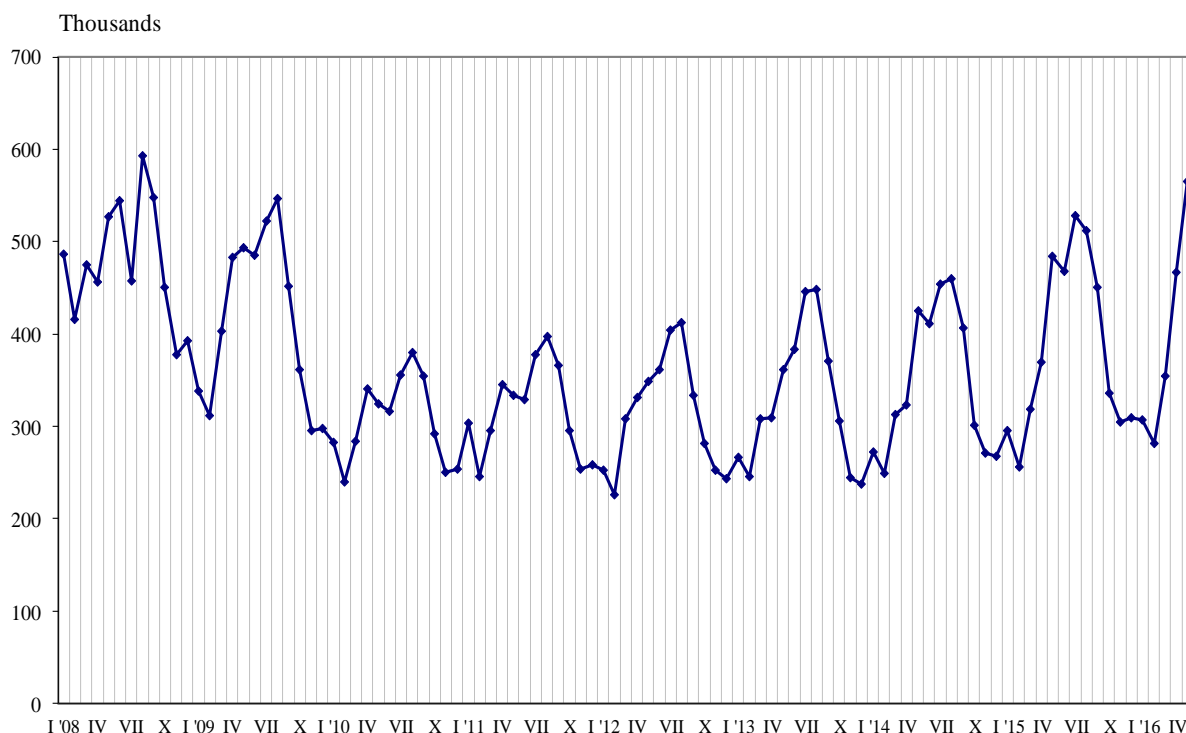




TRIPS OF BULGARIAN RESIDENTS ABROAD AND ARRIVALS OF VISITORS FROM ABROAD TO BULGARIA IN MAY 2016

In May 2016, **the number of the trips of Bulgarian residents abroad** was 564.8 thousand (Annex, Table 1) or by 16.8% above the registered in May 2015 (Figure 1). In comparison with the same month of the previous year an increase was observed in the total number of the trips of Bulgarians to: Germany - by 56.9%, Austria - by 53.6%, Serbia - by 36.1%, Romania - by 21.4%, Greece - by 19.4%, Spain - by 17.1%, and etc. At the same time decreased the number of the trips of Bulgarians to: the Netherlands - by 15.2%, Russian Federation - by 15.2%, the United Kingdom - by 3.7%, the Former Yugoslav Republic of Macedonia - by 1.3%, and etc.

Figure 1. Trips of Bulgarian residents abroad by months

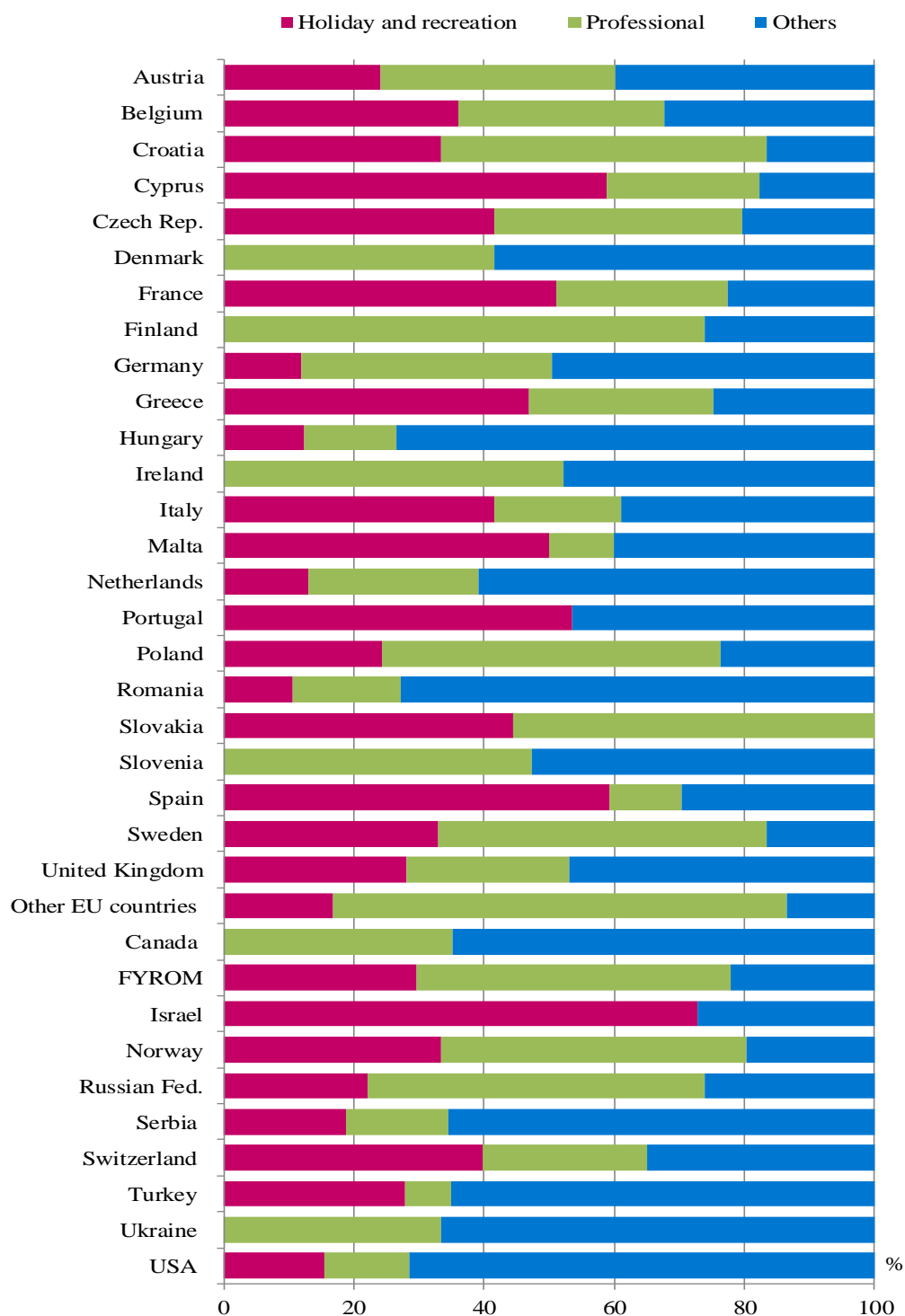


The trips with other purposes (as a guest, education and visit the cultural and sport events) in May 2016 composed the greatest share of the total number of trips of Bulgarian residents abroad - 43.8%, followed by the trips with holiday and recreation purpose - 32.0%, and with professional purpose - 24.2%. In comparison with May 2015 an increase was registered in the trips by all observed purposes: with other purposes - by 26.8%, with professional purpose - by 12.7% and with holiday and recreation purpose - by 7.9%.

In May 2016, the trips with other purposes formed 73.4% of all trips to Hungary and 72.8% to Romania. The trips with professional purpose to Poland were 52.0%, as these to Israel and Spain with holiday and recreation purpose were 72.7% and 59.3% respectively of all trips of Bulgarian residents to these countries (Figure 2).



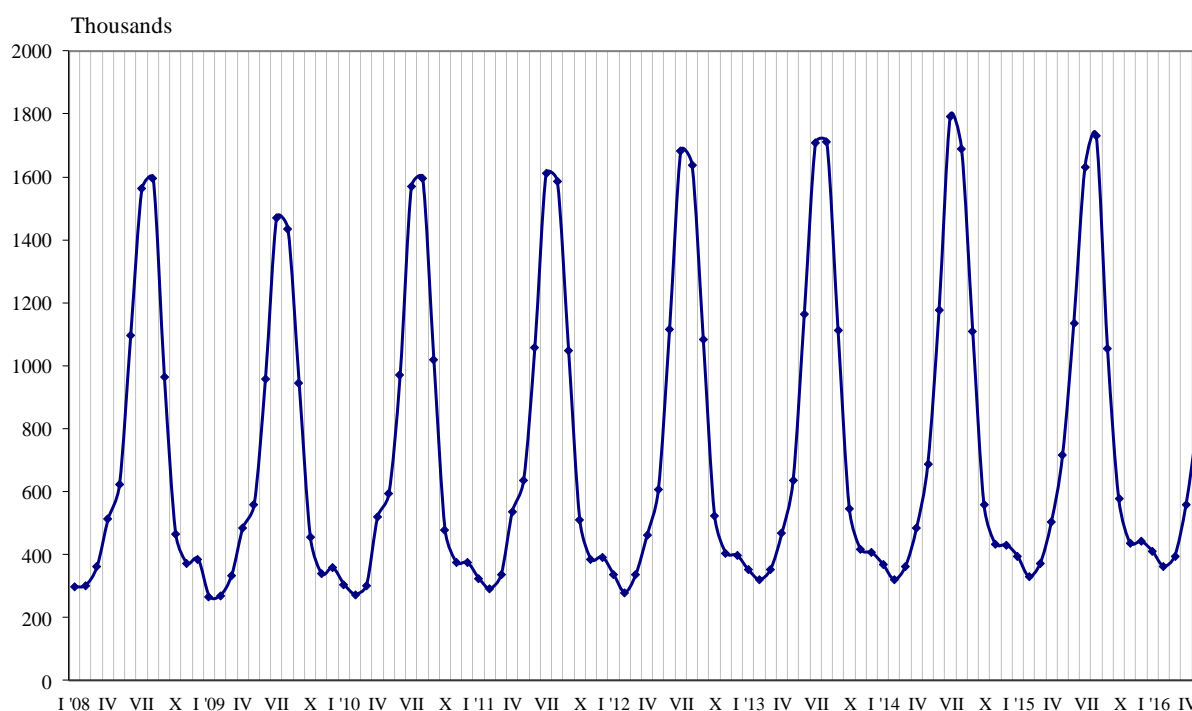
Figure 2. Structure of the trips of Bulgarian residents abroad by purpose of visit and country of destination in May 2016





In May 2016, **the number of arrivals of visitors from abroad to Bulgaria** was 808.3 thousand (Annex, Table 2) or by 13.1% above the level of May 2015 (Figure 3). An increase was registered in the trips with other purposes - by 21.7%, and with holiday and recreation purpose - by 11.8%, while the trips with professional purpose decreased by 5.3%.

Figure 3. Arrivals of visitors from abroad to Bulgaria by months



The share of visits of EU citizens was 62.6% of the total number of foreigners' visits to Bulgaria in May 2016 or by 16.8% more in comparison with the same month of the previous year. An increase was registered in the visits of the citizens of France - 40.0%, Romania - by 32.5%, the United Kingdom - by 12.7%, Austria - by 4.9%, Italy - by 2.7%, and etc. At the same time decreased the visits from Slovenia - by 21.9%, Croatia - 9.4%, Spain - by 8.6%, Germany - by 0.5%, and etc.

The visits of foreigners in the group 'Other European countries'¹ increased by 10.3%, as the highest growth was observed in the visits of citizens of Russian Federation - by 21.7%.

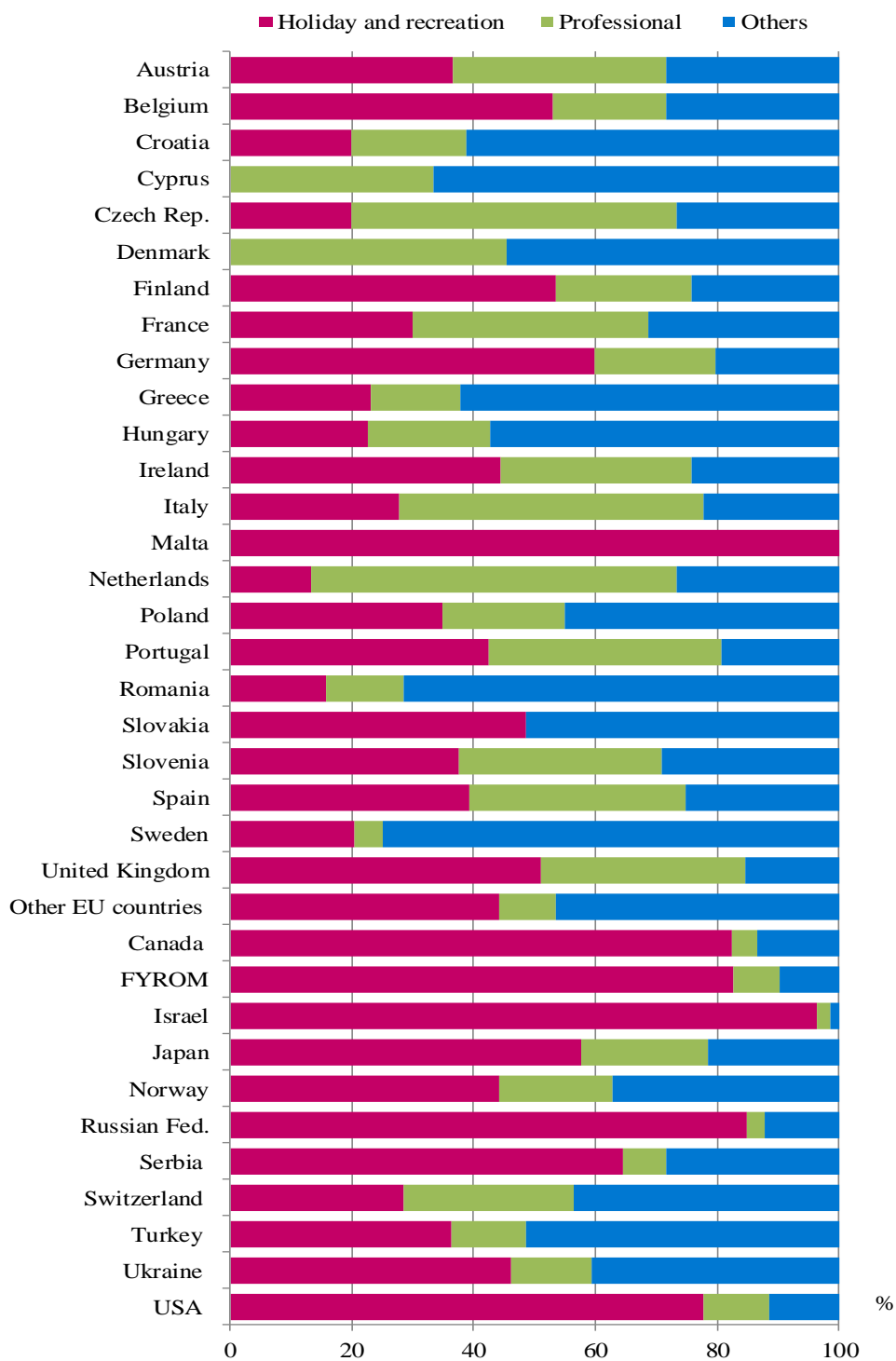
In May 2016, the predominant share of the visits with other purposes (including as guest and passing transit) was 47.5%, followed by trips with holiday and recreation purpose - 37.5%, and with professional purpose - 15.0%.

The visits with holiday and recreation purpose formed 96.3% of the arrivals from Israel and 84.9% - from Russian Federation. The visits with professional purpose were 60.0% of the arrivals from the Netherlands and 53.3% - from Czech Republic, as with other purposes were 71.6% of all arrivals from Romania and 62.2% - from Greece (Figure 4).

¹Group 'Other European countries' includes countries in Europe outside EU.



Figure 4. Structure of the arrivals of visitors to Bulgaria from abroad by purpose of visit and country of origin in May 2016





Methodological notes

The definitions recommended by the World Tourist Organization and the Methodological manual for tourism by Eurostat are applied by the National Statistical Institute.

In accordance with these definitions **an international tourist** is any person who travels to a country other than his/her permanent residence for at least 24 hours but no more than one year and whose main purpose is not doing any activity for payment.

The purposes of visiting a country are the following:

- Excursion, holiday or entertainment (visits to cultural or historical landmarks, sport events and other);
- Visiting friends and relatives;
- Professional purposes (business trips, participation in conferences, congresses, concluding deals, and etc.);
- Other (education, medical treatment, and etc.) purposes.

Statistical data on the trips of Bulgarian citizens travelling abroad and visits by foreigners to Bulgaria are obtained on the basis of monthly information received from the Ministry of Interior and sample survey of the National Statistical Institute among Bulgarian and foreign citizens passing through border check points.

Data on the number of the trips of the citizens of the European Union are estimated on the basis of the information obtained from the Ministry of Interior and the airport authorities. Data on the number of citizens from 'third countries' are obtained directly from the Ministry of Interior.

Data on the purposes of the trips are obtained on the basis of the NSI's regular monthly sample survey of passing Bulgarian and foreign citizens through the border check points.



Annex

Table 1

**Trips of Bulgarian residents abroad by purposes of visit
and country of destination in May 2016**

Country of destination	Total	Purpose of visit		
		Holiday and recreation	Professional	Others
Total	564771	180684	136732	247355
EU	358924	124474	98921	135529
Austria	20925	5042	7563	8320
Belgium	7786	2803	2458	2525
Croatia	3891	1297	1945	649
Cyprus	692	407	163	122
Czech Republic	6984	2910	2659	1415
Denmark	981	-	408	573
Finland	401	-	296	105
France	13254	6789	3488	2977
Germany	32391	3848	12507	16036
Greece	156771	73663	44387	38721
Hungary	6750	834	964	4952
Ireland	604	-	315	289
Italy	18382	7654	3576	7152
Malta	822	410	82	330
Netherlands	2994	391	781	1822
Poland	5000	1214	2600	1186
Portugal	560	300	-	260
Romania	51563	5428	8594	37541
Slovakia	556	247	309	-
Slovenia	666	-	316	350
Spain	11832	7010	1314	3508
Sweden	723	238	364	121
United Kingdom	13876	3902	3469	6505
Other EU countries	520	87	363	70
Other European countries	187772	49394	32144	106234
The Former Yugoslav Republic of Macedonia	33965	10063	16353	7549
Norway	649	217	305	127
Russian Federation	2732	601	1420	711
Serbia	31027	5818	4848	20361
Switzerland	726	290	182	254
Turkey	116346	32405	8260	75681
Ukraine	2327	-	776	1551
Other countries	6147	3101	388	2658
Canada	401	-	141	260
Israel	3864	2810	-	1054
USA	1882	291	247	1344
Rest of the world	11928	3715	5279	2934



Table 2

Arrivals of visitors from abroad to Bulgaria
by purpose of visit and country of origin in May 2016

(Number)

Country of origin	Total	Purpose of visit		
		Holiday and recreation	Professional	Others
Total	808258	303381	121524	383353
EU	506286	132296	91485	282505
Austria	8424	3089	2948	2387
Belgium	4847	2574	901	1372
Croatia	1715	342	325	1048
Cyprus	2070	-	690	1380
Czech Republic	6324	1265	3372	1687
Denmark	1620	-	735	885
Finland	2786	1493	622	671
France	8050	2412	3124	2514
Germany	50387	30139	10046	10202
Greece	102959	23856	15067	64036
Hungary	7260	1649	1452	4159
Ireland	2133	947	669	517
Italy	12319	3422	6160	2737
Malta	345	345	-	-
Netherlands	4456	594	2673	1189
Poland	9853	3434	1987	4432
Portugal	484	206	185	93
Romania	238427	37366	30248	170813
Slovakia	3181	1545	-	1636
Slovenia	1782	671	594	517
Spain	2472	971	879	622
Sweden	3623	741	167	2715
United Kingdom	23779	12155	7993	3631
Other EU countries	6990	3080	648	3262
Other European countries	232626	130555	22197	79874
The Former Yugoslav Republic of Macedonia	38675	31988	2883	3804
Norway	2192	968	408	816
Russian Federation	31272	26549	944	3779
Serbia	38927	25092	2745	11090
Switzerland	1444	413	403	628
Turkey	100711	36576	12258	51877
Ukraine	19405	8969	2556	7880
Other countries	24216	20704	1693	1819
Canada	1767	1455	76	236
Israel	11892	11449	276	167
Japan	2007	1156	420	431
USA	8550	6644	921	985
Rest of the world	45130	19826	6149	19155