

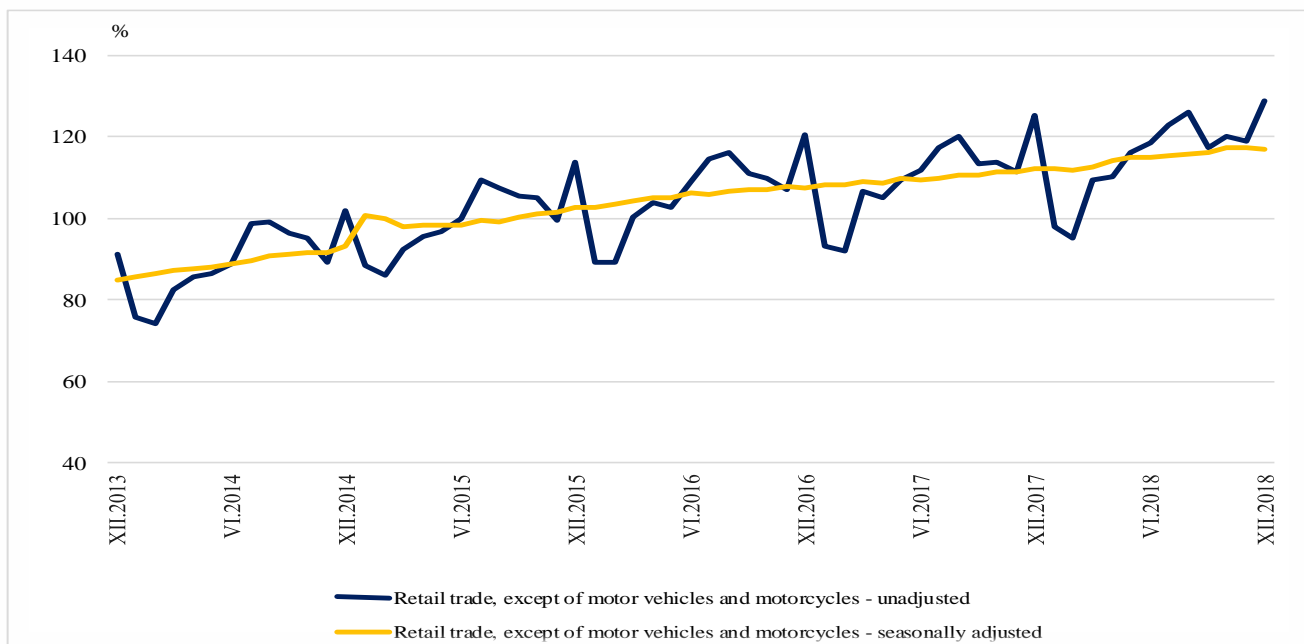


TURNOVER INDICES IN ‘RETAIL TRADE, EXCEPT OF MOTOR VEHICLES AND MOTORCYCLES’ IN DECEMBER 2018^{1,2}

According to the preliminary seasonally adjusted data³ in December 2018 the turnover in ‘**Retail trade, except of motor vehicles and motorcycles**’ at constant prices decreased by 0.3% compared to the previous month.

In December 2018, the working day adjusted⁴ turnover in ‘**Retail trade, except of motor vehicles and motorcycles**’ marked rise from 3.6% in comparison with the same month of the previous year.

**Figure 1. Turnover Indices in
‘Retail trade, except of motor vehicles and motorcycles’
(2015 = 100)**



¹ Data for December 2018 are preliminary.

² The monthly turnover indices reflect the short-term changes in the value of this indicator between two compared periods at constant prices. The information may be used to assess the current situation and the trends in the development of the trade sector as well as for short-term forecasts. In order to calculate the indices trade enterprises are observed by using a representative sample that forms about 70% of the annual receipts of the observed aggregate. The monthly turnover indices are calculated with 2015 as a base year.

³ Seasonal adjustment is a statistical method, which eliminates the seasonal component of time series.

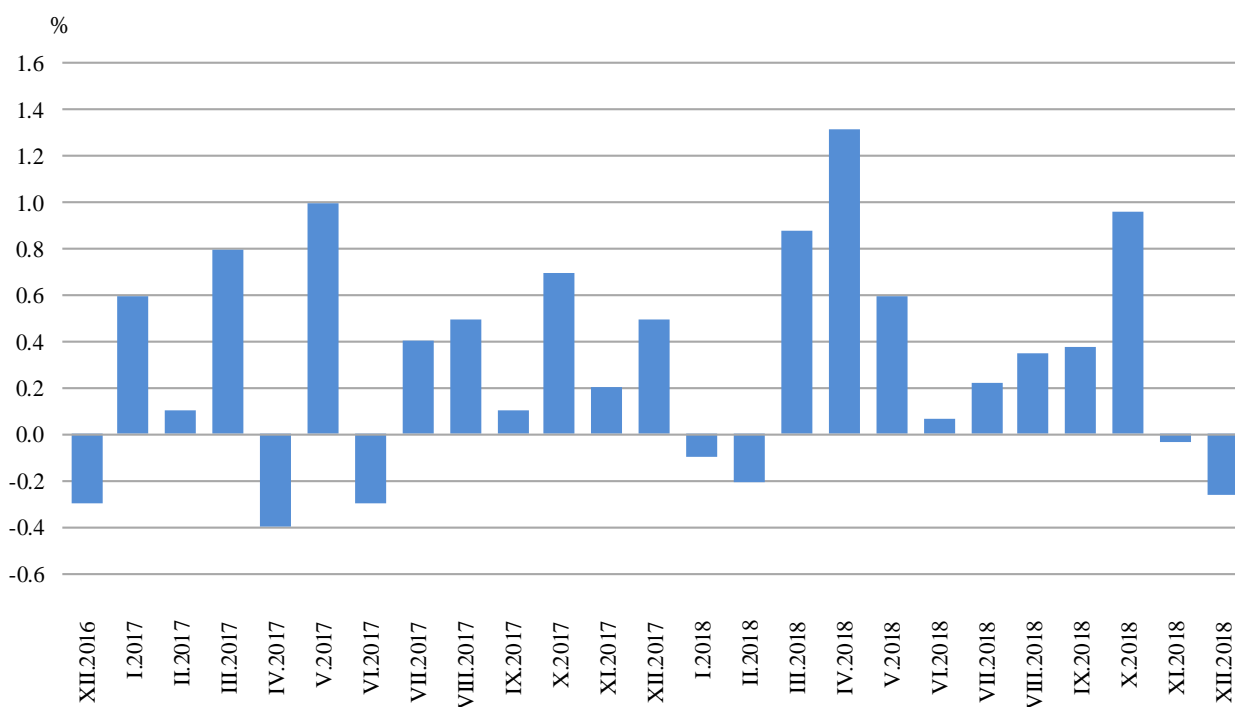
⁴ Working day adjustment is an adjustment for variations caused by calendar effects, different number of calendar and working days in the months, national holidays and outliers (for example the presence of more non-working days in May could contribute to the decline in the retail trade).



Monthly changes

In December 2018 compared to the previous month, more significant decline of turnover was observed in the 'Retail sale of computers, peripheral units and software; telecommunications equipment' by 4.6% and in the 'Retail sale of textiles, clothing, footwear and leather goods' by 2.1%. Increase was noted in the 'Dispensing chemist; retail sale of medical and orthopaedic goods, cosmetic and toilet articles' - 5.5%, in the 'Retail sale of automotive fuel' - 5.1% and in the 'Retail sale via mail order houses or via Internet' - 2.1%.

Figure 2. Change of turnover in 'Retail trade, except of motor vehicles and motorcycles' compared to the previous month (Seasonally adjusted)

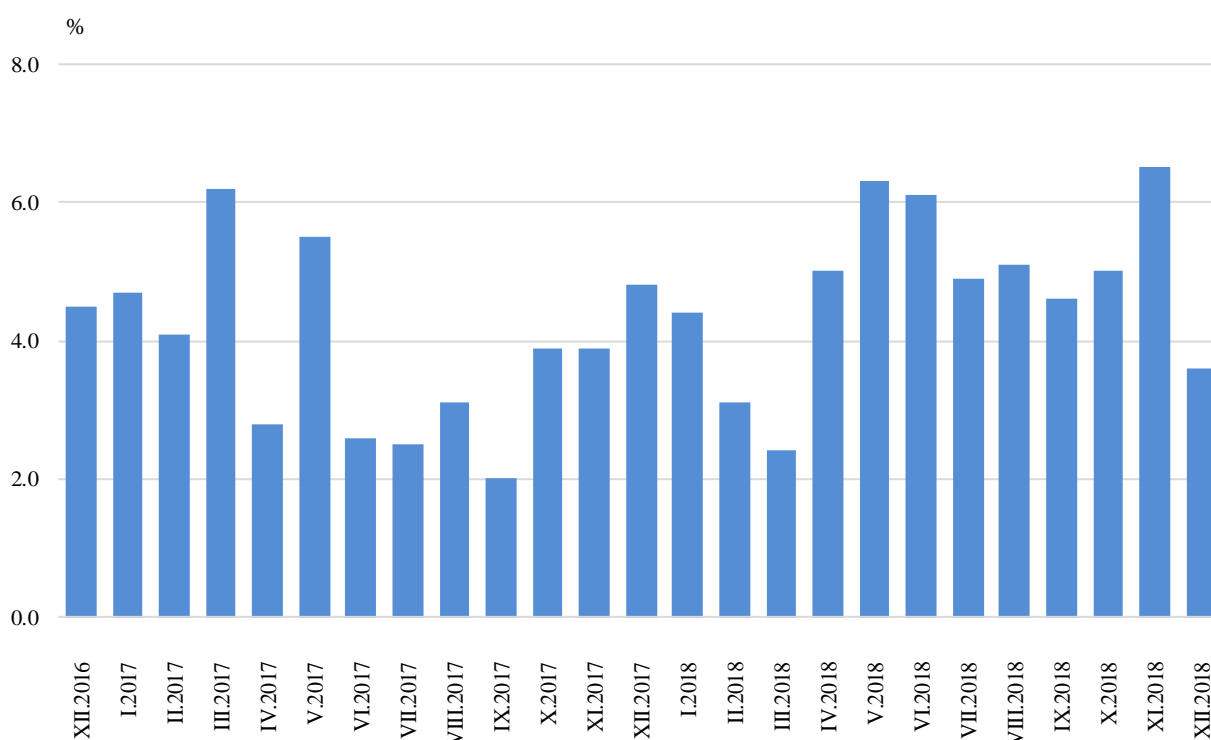




Annual changes

In December 2018 compared to the same month of 2017, **the turnover** increased more significantly in the ‘Dispensing chemist; retail sale of medical and orthopaedic goods, cosmetic and toilet articles’ by 22.5%, in the ‘Retail sale via mail order houses or via Internet’ by 15.2% and in the ‘Retail sale of automotive fuel’ by 14.1%. Decline was registered in the ‘Retail sale of computers, peripheral units and software; telecommunications equipment’ - 14.0%, in the ‘Retail sale in non-specialised stores’ - 2.7% and in the ‘Retail sale of audio and video equipment; hardware, paints and glass; electrical household appliances’ - 2.3%.

Figure 3. Change of turnover in ‘Retail trade, except of motor vehicles and motorcycles’ compared to the same month of the previous year (Working day adjusted)





Annex

Table 1

**Change of turnover in
'Retail trade, except of motor vehicles and motorcycles' at constant prices
compared to the previous month¹**

(Per cent)

Economic activities	2018					
	VII	VIII	IX	X	XI	XII
Retail trade, except of motor vehicles and motorcycles	0.2	0.3	0.4	1.0	0.0	-0.3
Retail sale of food, beverages and tobacco	0.0	-0.1	0.1	1.5	0.1	-1.3
Retail sale in non-specialised stores with food, beverages or tobacco predominating	0.0	0.0	0.0	1.5	0.7	-1.8
Retail sale of food, beverages and tobacco in specialised stores	-0.7	-0.8	-0.4	-0.2	-1.0	-1.9
Retail sale of non-food products (except fuel)	0.0	1.0	0.9	0.2	-0.8	-0.6
of which:						
Other retail sale in non-specialised stores	-0.1	1.2	1.0	0.7	-1.7	-1.4
Retail sale of textiles, clothing, footwear and leather goods in specialised stores	-1.0	-1.2	3.5	0.2	4.4	-2.1
Retail sale of audio and video equipment; hardware, paints and glass; electrical household appliances, etc. in specialised stores	1.0	1.1	1.5	0.2	-2.8	-1.2
Retail sale of computers, peripheral units and software; telecommunications equipment, etc. in specialised stores	-1.8	2.1	-2.2	-2.7	-0.2	-4.6
Dispensing chemist; retail sale of medical and orthopaedic goods, cosmetic and toilet articles in specialised stores	-0.3	-0.4	2.0	2.8	0.4	5.5
Retail sale via mail order houses or via Internet	0.6	1.4	3.2	4.3	1.1	2.1
Retail sale of automotive fuel in specialised stores	0.1	0.2	-2.4	2.2	4.2	5.1

¹ Seasonally adjusted.



Table 2

**Change of turnover in
'Retail trade, except of motor vehicles and motorcycles' at constant prices
compared to the same month of the previous year¹**

(Per cent)

Economic activities	2018					
	VII	VIII	IX	X	XI	XII
Retail trade, except of motor vehicles and motorcycles	4.9	5.1	4.6	5.0	6.5	3.6
Retail sale of food, beverages and tobacco	9.6	9.0	6.8	7.3	8.9	3.0
Retail sale in non-specialised stores with food, beverages or tobacco predominating	11.5	10.7	8.8	8.8	11.1	4.4
Retail sale of food, beverages and tobacco in specialised stores	-2.4	-2.4	-5.6	-4.2	-5.1	-8.4
Retail sale of non-food products (except fuel)	2.5	3.4	5.4	5.4	4.8	1.1
of which:						
Other retail sale in non-specialised stores	-1.1	-1.3	2.5	3.2	4.1	-2.7
Retail sale of textiles, clothing, footwear and leather goods in specialised stores	3.7	-1.1	6.1	2.9	8.9	5.3
Retail sale of audio and video equipment; hardware, paints and glass; electrical household appliances, etc. in specialised stores	4.3	6.4	7.1	10.4	4.8	-2.3
Retail sale of computers, peripheral units and software; telecommunications equipment, etc. in specialised stores	-6.0	-0.6	-0.6	-7.1	-5.5	-14.0
Dispensing chemist; retail sale of medical and orthopaedic goods, cosmetic and toilet articles in specialised stores	14.0	11.8	12.6	16.0	15.0	22.5
Retail sale via mail order houses or via Internet	13.4	6.4	5.8	17.9	15.1	15.2
Retail sale of automotive fuel in specialised stores	-0.7	-1.0	-3.8	-1.7	5.2	14.1

¹ Working day adjusted.



Table 3

**Turnover Indices in 'Retail trade, except of motor vehicles and motorcycles'
at constant prices
(Seasonally adjusted, 2015 = 100)**

Economic activities	2017	2018											
	XII	I	II	III	IV	V	VI	VII	VIII	IX	X	XI	XII
Retail trade, except of motor vehicles and motorcycles	112.2	112.0	111.8	112.8	114.3	115.0	115.0	115.3	115.7	116.1	117.2	117.2	116.9
Retail sale of food, beverages and tobacco	117.2	116.4	118.0	119.2	120.2	122.7	123.4	123.4	123.4	123.4	125.3	125.5	123.9
Retail sale in non-specialised stores with food, beverages or tobacco predominating	116.6	115.9	117.9	119.6	120.2	123.1	124.4	124.4	124.4	124.4	126.3	127.2	124.9
Retail sale of food, beverages and tobacco in specialised stores	119.1	114.9	114.5	115.6	117.0	117.8	116.0	115.2	114.3	113.7	113.5	112.3	110.2
Retail sale of non-food products (except fuel)	119.0	118.6	118.5	118.8	120.1	120.4	120.3	120.3	121.6	122.7	123.0	122.0	121.3
of which:													
Other retail sale in non-specialised stores	122.2	118.0	117.0	119.4	120.8	119.7	118.4	118.2	119.6	120.8	121.6	119.5	117.9
Retail sale of textiles, clothing, footwear and leather goods in specialised stores	114.2	107.9	110.4	113.0	113.3	113.4	115.7	114.6	113.2	117.1	117.4	122.6	120.0
Retail sale of audio and video equipment; hardware, paints and glass; electrical household appliances, etc. in specialised stores	115.5	115.9	116.3	116.3	118.0	118.5	117.8	118.9	120.2	122.0	122.3	118.9	117.4
Retail sale of computers, peripheral units and software; telecommunications equipment, etc. in specialised stores	119.9	117.7	109.6	108.0	114.5	114.0	113.7	111.7	114.1	111.6	108.6	108.3	103.3
Dispensing chemist; retail sale of medical and orthopaedic goods, cosmetic and toilet articles in specialised stores	122.5	124.9	133.2	133.5	130.2	132.7	136.2	135.9	135.3	137.9	141.8	142.3	150.2
Retail sale via mail order houses or via Internet	128.2	125.7	117.9	128.3	130.5	126.9	126.7	127.4	129.2	133.4	139.1	140.7	143.6
Retail sale of automotive fuel in specialised stores	87.9	92.0	85.6	85.7	90.2	89.8	87.4	87.4	87.6	85.5	87.4	91.1	95.7



Table 4

**Turnover Indices in ‘Retail trade, except of motor vehicles and motorcycles’
at constant prices
(Working day adjusted, 2015 = 100)**

Economic activities	2015	2016	2017	2018											
	XII	XII	XII	I	II	III	IV	V	VI	VII	VIII	IX	X	XI	XII
Retail trade, except of motor vehicles and motorcycles	114.1	119.3	125.0	97.9	95.2	108.9	111.3	115.8	118.2	123.6	125.7	118.4	120.1	118.3	129.5
Retail sale of food, beverages and tobacco	114.4	119.5	130.0	108.2	105.2	119.8	118.1	125.1	126.5	132.4	134.8	120.0	123.6	119.5	133.9
Retail sale in non-specialised stores with food, beverages or tobacco predominating	113.7	119.6	129.7	108.7	105.9	120.6	118.3	125.5	126.8	133.2	134.6	120.9	124.6	120.5	135.5
Retail sale of food, beverages and tobacco in specialised stores	115.8	115.9	129.7	101.1	97.2	111.5	112.6	117.5	120.8	123.5	131.1	113.0	112.4	109.4	118.8
Retail sale of non-food products (except fuel)	120.4	130.1	139.7	99.0	98.9	112.8	116.3	120.2	123.0	125.9	128.1	127.3	129.3	128.9	141.3
of which:															
Other retail sale in non-specialised stores	120.4	116.9	131.6	93.8	90.7	108.3	111.5	123.1	127.6	142.3	142.6	132.1	119.5	120.9	128.1
Retail sale of textiles, clothing, footwear and leather goods in specialised stores	139.3	134.9	143.7	89.6	85.3	104.7	114.1	115.9	116.0	117.7	115.4	131.6	120.4	129.5	151.4
Retail sale of audio and video equipment; hardware, paints and glass; electrical household appliances, etc. in specialised stores	128.5	135.3	145.2	77.3	82.1	102.9	112.5	121.5	123.5	127.5	131.2	130.0	140.0	139.4	141.9
Retail sale of computers, peripheral units and software; telecommunications equipment, etc. in specialised stores	113.5	131.1	142.1	100.6	90.9	98.9	108.9	110.2	118.1	116.7	121.6	119.4	112.0	112.4	122.2
Dispensing chemist; retail sale of medical and orthopaedic goods, cosmetic and toilet articles in specialised stores	111.0	124.9	130.8	125.3	133.2	142.3	131.3	130.8	131.8	135.7	134.7	129.6	143.7	135.7	160.3
Retail sale via mail order houses or via Internet	128.3	157.2	163.4	129.1	118.2	127.7	120.8	116.8	118.2	112.7	117.6	129.9	146.2	162.9	188.1
Retail sale of automotive fuel in specialised stores	100.0	94.2	83.0	76.2	69.1	79.7	87.4	88.2	91.7	101.7	102.9	93.8	93.5	91.7	94.7