



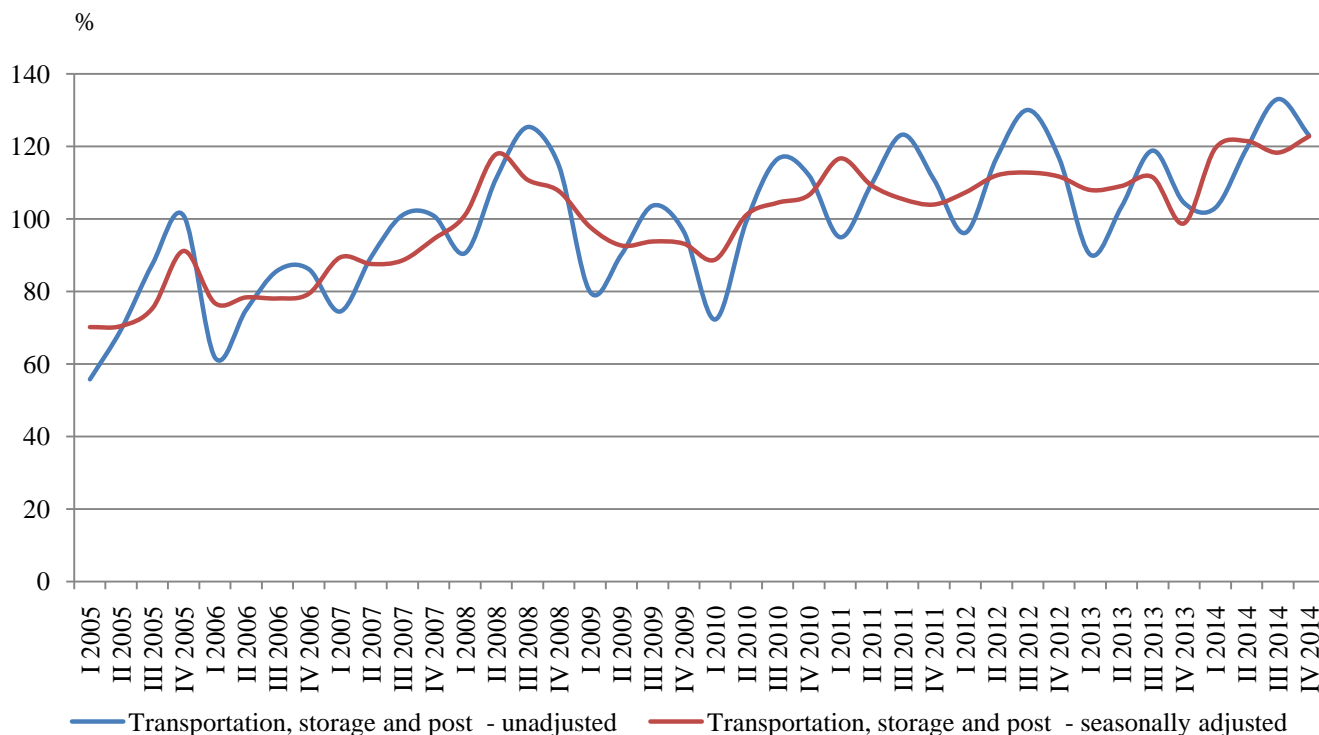
TURNOVER INDICES IN SERVICES IN THE FOURTH QUARTER OF 2014¹

The turnover indices in services cover the activities included in sections 'Transportation, storage and post', 'Information and communication' and 'Other business services'.

Quarterly changes

According to the preliminary data in the fourth quarter of 2014 total turnover index in section 'Transportation, storage and post', calculated on the basis of seasonally adjusted data, increased by 3.8% than the previous quarter. The highest growth was recorded in Warehousing and support activities for transportation - 9.0%. A decrease was observed in Water transport and Air transport, respectively by 6.4 and 2.5%.

Figure 1. Quarterly turnover indices in 'Transportation, storage and post' (2010 = 100)



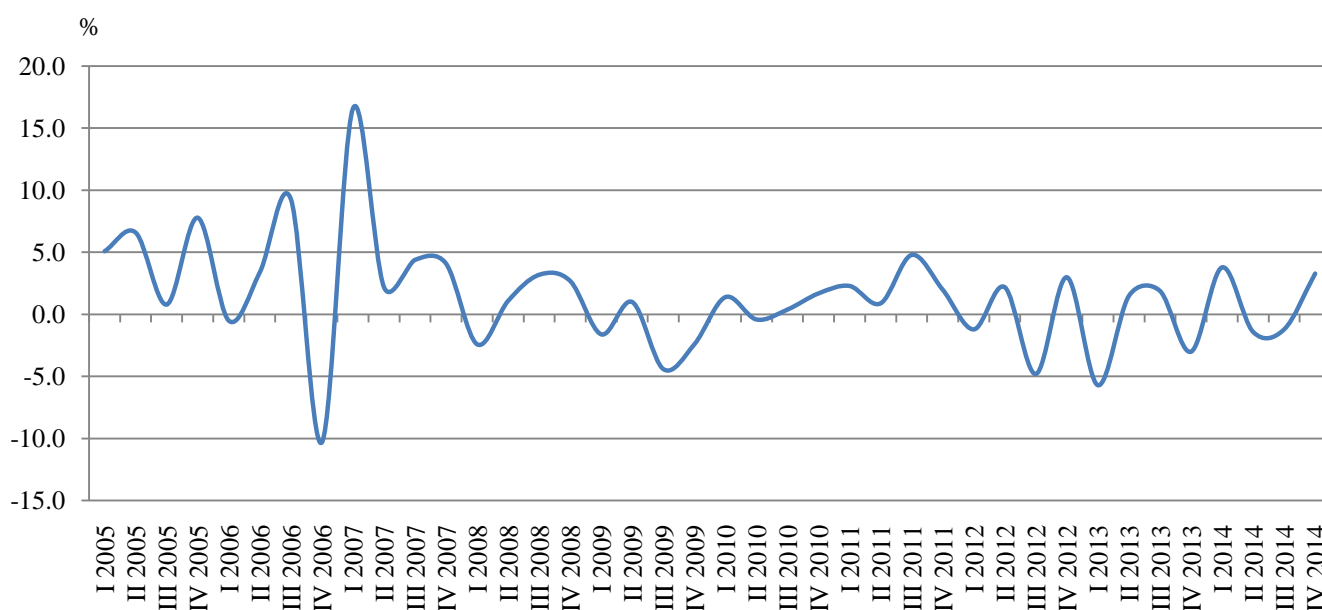
The total turnover index in section 'Information and communication' rose by 3.3% in comparison with the third quarter of 2014. The largest increase was registered in the activity Motion picture, video and TV

¹ Preliminary data.



programme production, music publishing activities - by 8.1%. Decrease was observed only in Publishing activities - by 8.3%.

Figure 2. Changes of turnover indices in ‘Information and communication’ compared to the previous quarter (Seasonally adjusted)



In ‘Other business services’ the highest growth compared to the previous quarter is registered in Architectural and engineering activities; technical testing and analysis (28.3%) and Office administrative, office support and other business support activities (18.5%). The greatest decrease was seen in Employment activities - 5.0%.

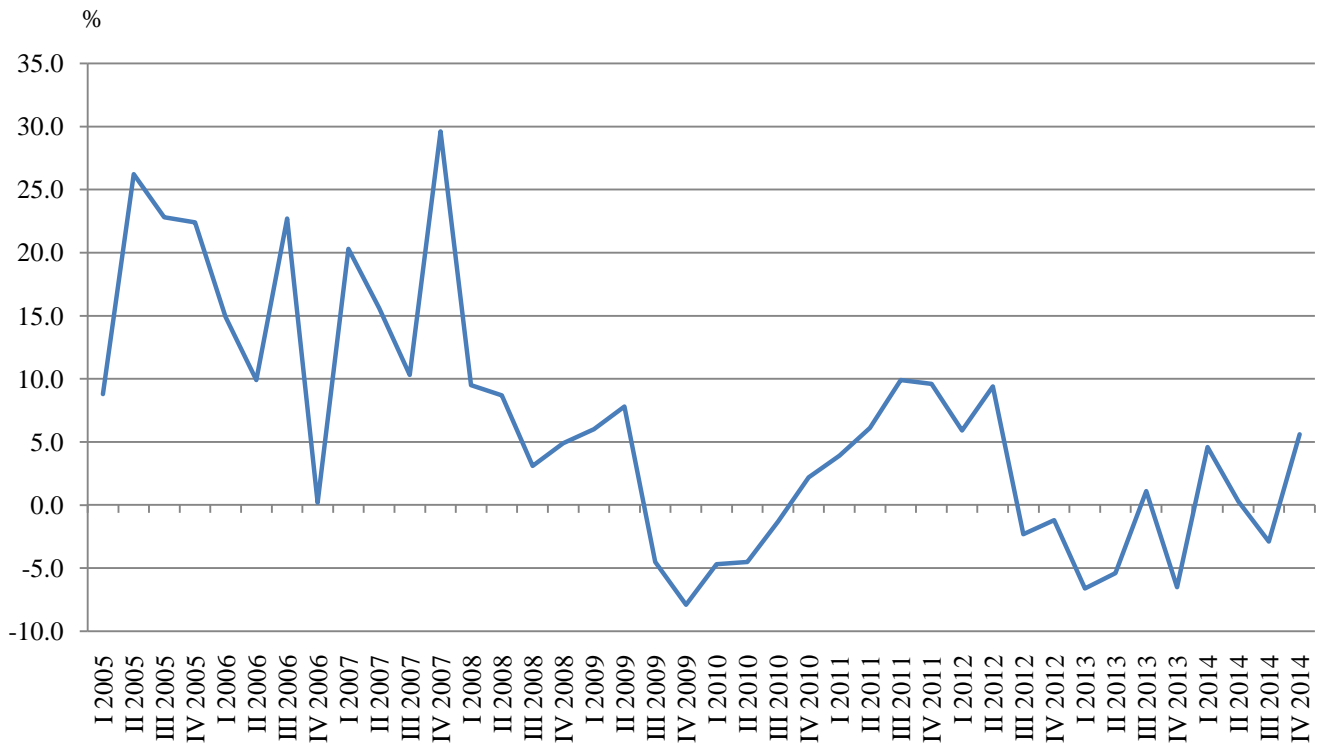
Annual changes

In the fourth quarter of 2014 the total turnover index, working day adjusted, in section ‘Transportation, storage and post’ grew by 21.2% compared to the same quarter of 2013. The greatest increase was observed in Warehousing and support activities for transportation - 35.1%. There were a reduction in Air transport - 11.2% and Water transport - 9.6%.

The total working day adjusted turnover index in section ‘Information and communication’ increased by 5.6% compared to the fourth quarter of 2013. The greatest increase was in the Information service activities - by 33.4%. Decline was recorded in activities Publishing activities and Telecommunications - by 6.4%.



Figure 3. Changes of the turnover index in ‘Information and communication’ compared to the same quarter of the previous year (Working day adjusted)



In ‘Other business services’ the biggest growth in comparison with the fourth quarter of 2013 was observed in Architectural and engineering activities; technical testing and analysis and Office administrative, office support and other business support activities - by 55.0% and 26.8%, respectively. The most significant decreases was recorded in the Advertising and market research (5.5%) and Activities of head offices; management consultancy activities (4.9%).



Methodological notes

Seasonal adjustment is a statistical method, which eliminates the seasonal component of time series and it is particularly suitable for long-term comparisons and analysis of the data.

Working day adjustment is an adjustment for variations caused by calendar effects, different number of calendar and working days in the months, national holydays and outliers.

More methodological information on the quarterly survey and data for the period 2000 - 2014 could be found on the NSI website in section Business statistics: <http://www.nsi.bg/en/content/6874/quarterly-data>.

Annex

Table 1

Changes of turnover indices in services¹
(Compared to the previous quarter)

(Per cent)

Economic Activities	Eurostat code	Quarter of 2013				Quarter of 2014 ²			
		I	II	III	IV	I	II	III	IV
Transportation, storage and post - total	H	-3.3	1.0	2.2	-11.3	20.9	1.7	-2.7	3.8
Land transport	H49	-2.7	2.3	1.4	-15.9	27.3	0.9	-4.6	2.6
Water transport	H50	-18.9	-9.6	-11.8	-21.3	-14.5	-5.4	16.2	-6.4
Air transport	H51	7.2	-3.8	3.9	-1.4	3.4	0.9	-6.1	-2.5
Warehousing and support activities for transportation	H52	-7.2	0.4	5.4	-4.1	15.4	4.6	2.2	9.0
Postal and courier activities	H53	-0.4	0.3	1.0	0.1	13.0	-0.3	-0.9	3.0
Information and communication	J	-5.7	1.5	1.9	-3.0	3.8	-1.4	-1.2	3.3
Publishing activities	J58	-11.2	2.3	2.1	-5.5	1.2	0.6	5.0	-8.3
Motion picture, video and TV programme production, music publishing activities	J59	-16.1	12.7	2.9	-2.6	6.4	-3.6	-11.8	8.1
Programming and broadcasting activities	J60	3.0	5.4	2.8	2.9	5.2	-1.4	3.4	3.8
Telecommunications	J61	-2.4	0.0	-0.1	-3.2	-2.0	-2.4	-6.5	3.6
Computer programming, consultancy and related activities	J62	-6.6	1.0	4.4	-4.4	12.0	-0.9	3.7	4.4
Information service activities	J63	-25.9	7.4	4.0	4.7	6.7	4.1	8.3	0.8
Other business services									
Activities of head offices; management consultancy activities	M69_702	-0.3	-0.2	-0.4	0.5	0.4	5.3	-2.8	-2.3
Architectural and engineering activities; technical testing and analysis	M71	-38.1	3.4	0.3	5.3	10.1	-3.0	6.1	28.3
Advertising and market research	M73	5.0	0.4	3.0	-0.3	-2.4	-6.1	2.5	-0.7
Other professional, scientific and technical activities	M74	-12.2	11.2	-0.3	-8.8	5.2	-6.2	-1.4	3.6
Employment activities	N78	-3.7	2.8	0.1	5.7	3.6	1.6	8.5	-5.0
Travel agency, tour operator and other reservation service and related activities	N79	4.1	2.7	3.3	3.4	1.0	-0.3	-6.5	5.0
Security and investigation activities	N80	-1.3	-0.1	0.6	1.3	1.7	7.1	3.8	-2.6
Cleaning activities	N812	-5.2	-2.6	-0.6	-0.6	1.9	6.8	0.3	6.3
Office administrative, office support and other business support activities	N82	-17.0	6.7	-2.7	0.9	18.7	-4.5	-8.2	18.5

¹ Seasonally adjusted.

² Preliminary data.



Table 2

Changes of turnover indices in services¹
(Compared to the same quarter of the previous year)

(Per cent)

Economic Activities	Eurostat code	Quarter of 2013				Quarter of 2014 ²			
		I	II	III	IV	I	II	III	IV
Transportation, storage and post - total	H	0.2	-2.8	-0.4	-12.4	11.1	13.4	5.7	21.2
Land transport	H49	0.1	-1.3	-2.4	-15.2	11.0	11.7	3.5	20.2
Water transport	H50	-29.9	-37.2	-37.8	-49.2	-46.7	-43.8	-26.5	-9.6
Air transport	H51	19.6	2.0	12.1	3.9	3.2	8.3	-5.8	11.2
Warehousing and support activities for transportation	H52	-1.3	-4.5	2.1	-6.7	17.7	24.1	18.3	35.1
Postal and courier activities	H53	8.6	-0.6	2.7	1.5	15.1	15.1	11.8	9.5
Information and communication	J	-6.6	-5.4	1.1	-6.5	4.6	0.3	-2.9	5.6
Publishing activities	J58	-9.3	-0.1	2.4	-13.0	-0.4	-1.0	4.5	-6.4
Motion picture, video and TV programme production, music publishing activities	J59	-10.2	2.0	12.7	-6.0	20.4	0.6	-18.5	5.5
Programming and broadcasting activities	J60	8.7	16.2	18.5	7.9	22.0	1.4	11.7	12.4
Telecommunications	J61	-11.3	-7.7	-1.4	-5.5	-5.9	-8.1	-14.8	-6.4
Computer programming, consultancy and related activities	J62	2.5	-6.8	3.8	-7.4	14.1	10.4	10.5	19.4
Information service activities	J63	-17.8	-6.4	-15.5	-18.0	32.2	21.1	27.3	33.4
Other business services									
Activities of head offices; management consultancy activities	M69_702	0.8	0.6	2.2	2.0	-2.7	14.0	-3.4	-4.9
Architectural and engineering activities; technical testing and analysis	M71	-24.3	-32.4	-35.2	-33.7	22.1	11.2	19.3	55.0
Advertising and market research	M73	1.0	2.6	11.0	8.9	-1.4	-10.0	-4.6	-5.5
Other professional, scientific and technical activities	M74	2.3	7.9	14.9	-11.7	6.2	-10.4	-11.3	-0.2
Employment activities	N78	-1.4	0.5	-2.2	6.1	13.3	11.5	21.8	6.3
Travel agency, tour operator and other reservation service and related activities	N79	3.4	9.0	13.7	20.7	4.6	2.8	-10.6	6.8
Security and investigation activities	N80	0.3	-5.5	-3.2	3.2	6.3	15.0	14.3	3.9
Cleaning activities	N812	-0.1	-14.3	-10.4	-10.8	6.6	12.0	8.3	16.7
Office administrative, office support and other business support activities	N82	-5.2	-3.0	-6.2	-14.3	25.1	8.7	-0.7	26.8

¹ Working day adjusted.

² Preliminary data.



Table 3

**Turnover indices in services - seasonally adjusted
(2010 = 100)**

Economic Activities	Eurostat code	Quarter of 2013				Quarter of 2014 ¹			
		I	II	III	IV	I	II	III	IV
Transportation, storage and post - total	H	107.9	109.0	111.4	98.7	119.4	121.4	118.2	122.7
Land transport	H49	106.2	108.6	110.1	92.6	117.9	119.0	113.5	116.4
Water transport	H50	58.3	52.7	46.5	36.6	31.3	29.6	34.4	32.2
Air transport	H51	106.4	102.4	106.4	104.9	108.5	109.5	102.8	100.2
Warehousing and support activities for transportation	H52	120.3	120.8	127.3	122.1	140.9	147.4	150.7	164.2
Postal and courier activities	H53	118.9	119.2	120.4	120.5	136.2	135.8	134.6	138.7
Information and communication	J	103.3	104.9	106.9	103.6	107.6	106.1	104.7	108.2
Publishing activities	J58	87.8	89.8	91.7	86.7	87.7	88.2	92.6	84.9
Motion picture, video and TV programme production, music publishing activities	J59	105.1	118.5	121.9	118.7	126.3	121.7	107.4	116.1
Programming and broadcasting activities	J60	106.5	112.3	115.5	118.8	125.0	123.3	127.5	132.4
Telecommunications	J61	90.9	90.9	90.8	87.9	86.1	84.0	78.5	81.3
Computer programming, consultancy and related activities	J62	135.3	136.7	142.7	136.4	152.7	151.3	156.9	163.8
Information service activities	J63	98.5	105.8	110.0	115.2	122.9	128.0	138.6	139.7
Other business services									
Activities of head offices; management consultancy activities	M69_702	113.1	112.9	112.5	113.1	113.5	119.5	116.1	113.4
Architectural and engineering activities; technical testing and analysis	M71	74.3	76.8	77.0	81.1	89.3	86.6	91.9	117.9
Advertising and market research	M73	93.2	93.6	96.4	96.1	93.8	88.1	90.3	89.7
Other professional, scientific and technical activities	M74	103.7	115.3	114.9	104.8	110.3	103.5	102.1	105.8
Employment activities	N78	159.1	163.5	163.7	173.0	179.3	182.2	197.7	187.8
Travel agency, tour operator and other reservation service and related activities	N79	117.0	120.2	124.2	128.4	129.7	129.3	120.9	126.9
Security and investigation activities	N80	106.7	106.6	107.2	108.6	110.5	118.4	122.9	119.7
Cleaning activities	N812	104.7	102.0	101.4	100.8	102.7	109.7	110.0	116.9
Office administrative, office support and other business support activities	N82	151.7	161.8	157.4	158.8	188.5	180.0	165.2	195.7

¹ Preliminary data.



Table 4

**Turnover indices in services - working day adjusted
(2010 = 100)**

Economic Activities	Eurostat code	Quarter of 2013				Quarter of 2014 ¹			
		I	II	III	IV	I	II	III	IV
Transportation, storage and post - total	H	90.7	107.2	125.6	102.5	100.8	121.6	132.8	124.2
Land transport	H49	90.5	106.0	115.6	103.3	100.5	118.4	119.6	124.2
Water transport	H50	53.3	54.1	49.5	36.5	28.4	30.4	36.4	33.0
Air transport	H51	61.6	103.0	195.3	64.3	63.6	111.5	183.9	57.1
Warehousing and support activities for transportation	H52	104.5	120.6	145.1	120.6	123.0	149.7	171.7	162.9
Postal and courier activities	H53	113.4	115.6	118.8	131.7	130.5	133.1	132.8	144.2
Information and communication	J	95.8	107.2	103.3	111.6	100.2	107.6	100.4	117.9
Publishing activities	J58	75.4	87.4	92.0	101.2	75.1	86.5	96.1	94.7
Motion picture, video and TV programme production, music publishing activities	J59	89.0	130.8	113.0	133.8	107.2	131.6	92.1	141.1
Programming and broadcasting activities	J60	90.1	127.0	97.4	137.2	109.9	128.8	108.8	154.2
Telecommunications	J61	86.3	92.7	91.1	90.7	81.2	85.2	77.6	84.9
Computer programming, consultancy and related activities	J62	124.1	136.1	134.9	153.6	141.6	150.2	149.0	183.4
Information service activities	J63	99.9	117.1	97.0	108.7	132.1	141.8	123.5	145.0
Other business services									
Activities of head offices; management consultancy activities	M69_702	98.4	108.9	112.4	132.1	95.7	124.2	108.6	125.6
Architectural and engineering activities; technical testing and analysis	M71	61.2	78.9	72.0	96.2	74.7	87.7	85.9	149.1
Advertising and market research	M73	72.6	101.2	84.6	125.7	71.6	91.1	80.7	118.8
Other professional, scientific and technical activities	M74	92.3	109.7	112.6	124.0	98.0	98.3	99.9	123.7
Employment activities	N78	150.8	165.5	162.1	179.7	170.8	184.5	197.5	191.0
Travel agency, tour operator and other reservation service and related activities	N79	61.2	128.0	248.7	75.3	64.0	131.6	222.3	80.4
Security and investigation activities	N80	100.6	101.9	106.0	118.4	106.9	117.2	121.2	123.0
Cleaning activities	N812	88.5	104.0	108.2	100.8	94.3	116.5	117.2	117.6
Office administrative, office support and other business support activities	N82	141.2	164.4	164.1	156.3	176.7	178.7	163.0	198.2

¹ Preliminary data.