



## ANTI-SOCIAL ACTS OF MINOR AND JUVENILES IN 2012 (PRELIMINARY DATA)

### **Minors and Juveniles registered and new entrants (for the first time) in the Child pedagogic rooms (CPRs) during the year for anti-social acts and crimes commitment**

According to the NSI's preliminary data the number of minors and juveniles registered in the Child pedagogic rooms<sup>1</sup> in 2012 was 11 460 – the lowest for the last five years. In comparison in 2008 it was 13 572 persons, in 2009 – 13 155, in 2010 – 12 076 and in 2011 – 12 241 persons.

The analysis of minors and juveniles registered in the Child pedagogic rooms in 2012 presented following main characteristics:

- 79.6% from the minors and juveniles registered in the Child pedagogic rooms were from 14 - 17 age group, while these from age group 8 - 13 were 20.4% from the total number of registered in the Child pedagogic rooms.
- Among the persons registered in the Child pedagogic rooms boys predominated. Their number in 2012 amounted to 9 161 (79.9%, as girls were 2 299, or 20.1%.
- 6 359 or 55.5% of minors and juveniles were in education;
- 1 686 (14.7%) minors and juveniles were living in an unfavorable criminal environment (criminal family, or criminal comradely and school-fellow surroundings);
- 1 655 or 14.4% minors and juveniles were not in education nor in employment.

The coefficient of persons registered in the Child pedagogic rooms in 2012 was 1 805 per 100 000 persons of the population aged 8 - 17 years.

3 263 or 28.5% of minors and juveniles were removed from the Child pedagogic rooms in 2012. 1 562 of them (47.9%) by the reason of 18 age completing and 1 560 - turned over a new leaf.

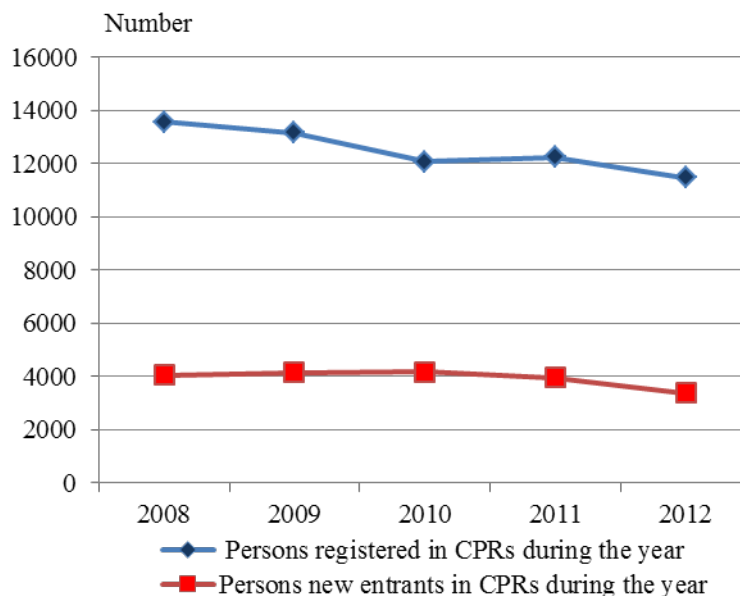
The number of minors and juveniles new entrants (registered for the first time) in the Child pedagogic rooms in 2012 was 3 379 or 532 per 100 000 persons of the population aged 8 - 17 years.

---

<sup>1</sup> Minors and juveniles are registered for 2 years period after that period they are removed if they did not commit again anti-social acts or crimes.



**Fig.1. Minors and Juveniles, registered and new entrants (for the first time) during the year in the Child pedagogic rooms between 2008 and 2012.**



### Anti – social acts

The number of minors and juveniles passed on to the Child pedagogic rooms for committed anti-social acts in 2012 were 7 009. Two-thirds of them were boys 66.1%, girls were 2 377 or 33.9%.

In the structure of surveyed anti-social acts, the greatest was share of children passed on to the Child pedagogic rooms for „running away from home“ - 1 745 children or 24.9%, followed by “drug addiction” - 437 or 6.2%, „wandering“ - 378 or 5.4%. Lowest was the share of persons, passed on for „begging“ - 236 or 3.4% and „prostitution“ - 78 or 1.1%.

### Minors and Juveniles perpetrators of crimes

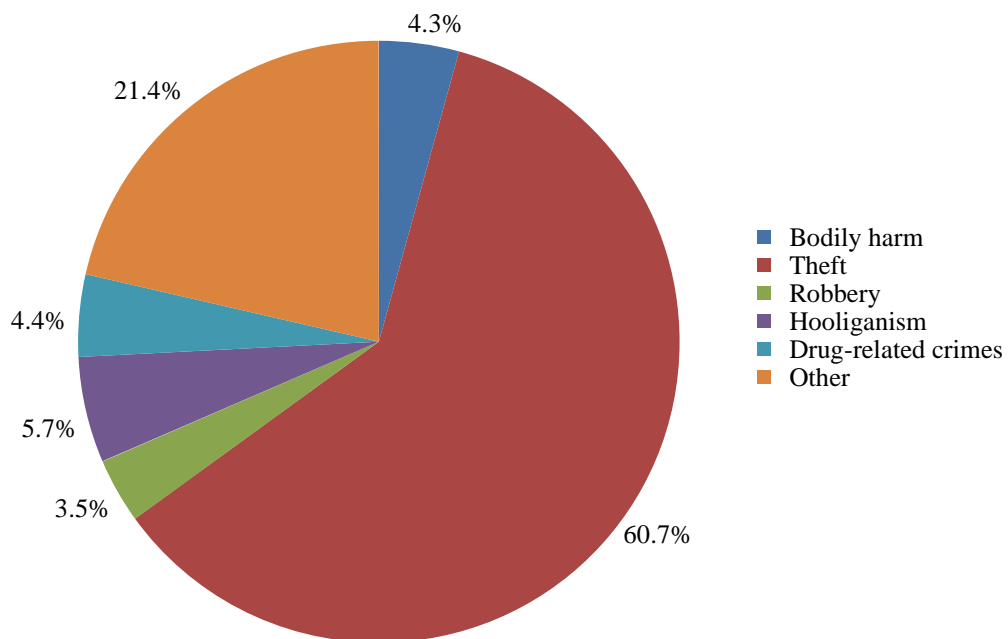
In 2012 the number of minors and juveniles, registered in the Child pedagogic rooms for crimes commitment was 6 304.

Theft of property was most distributed type of crime, committed by minors and juveniles. Children perpetrators of thefts were 3 827 or 60.7% from the total number of persons, registered in the Child pedagogic rooms for crimes commitment. The greatest was share of minors and juveniles perpetrators of “home thefts” - 27.0% (1 033 persons), thefts from shops or other trade establishments – 23.7% (908 persons), burglaries - 18.3% (702 persons).



From the total number of children, registered as crimes perpetrators 356 or 5.7% were registered for hooliganism, 277 persons (4.4%) for drug-related crimes and 269 persons or 4.3% - for bodily harms.

**Fig.2. Structure of minors and juveniles perpetrators of some types of crimes in 2012.**



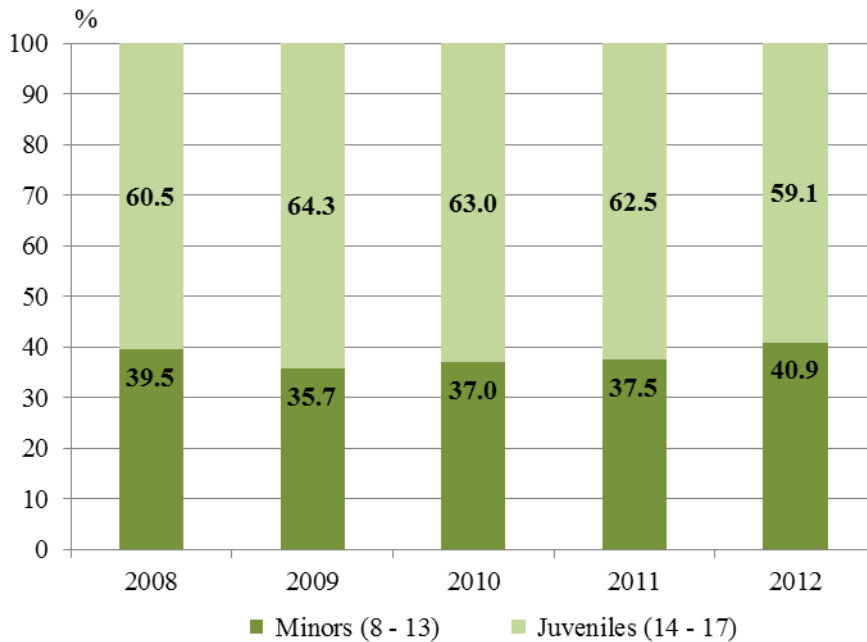
**Minors and Juveniles victims of crimes**

Minors and juveniles victims of crimes in 2012 were 1 777, as 697 or 39.2% of them were girls. Relative share of minors victims of crimes was 40.9% (726 persons) and juveniles - 59.1% or 1 051 persons.

The highest was number and relative share of minors and juveniles, victims of thefts of property were the highest - 817 persons (46.0%), followed by bodily harms - 282 persons (15.9%), debauchery - 102 (5.7%) and robberies - 84 persons (4.7%).



**Fig.3. Structure of minors and juveniles victims of crimes during the period of 2008 – 2012 by age groups.**



### Activities of the Local Commissions for Combating Anti-social Acts of minors and juveniles

6 357 legal educative proceedings were initiated by the Local Commissions for Combating Anti-social Acts of minors and juveniles in 2012. The number of finished proceedings amounted to 5 929 while 70.1% were finished in a month.

8 440 educative measures were inflicted by the Local Commissions in 2012.

The educative measure of “warning” was imposed to the highest number of persons – in 3 368 (39.9%) cases, followed by “placement under the correctional control of a public tutor” – in 1 806 (21.4%) cases and “placement under correctional supervision of the parents or the persons substituting for them, under the obligation to take special care” – in 1 024 events (12.1%).

The main characteristics of minor and juveniles with imposed educative measures in 2012 were as follow:

- Minors were 2 041 or 31.5%.
- Juveniles were 4 435 or 68.5%.
- Boys were 5 069 or 78.3%.
- More than a half of minors and juveniles with imposed educative measures have primary or not completed primary attainment (53.0%). About 39.4% from children have basic education. 2.9% form minors and juveniles were illiterate and never went to school.



➤ 55.1% from total number of children with imposed educative measures were living with both parents; with single parent – 31.6%. 6.0% were living with relatives or friends. 5.3% from minors and juveniles with imposed educative measures were living in Homes for children without parental care or in asylums.



## Methodological notes

Statistical data on anti-social acts of minors and juveniles are elaborated on the basis of annual information received from the Local commissions for prevention of juvenile delinquency.

**Objects of the survey** are the Local commissions for prevention of minors and juvenile anti-social acts.

**Units of the survey** are the minor and juvenile persons perpetrators of anti-social acts and crimes.

**Anti-social act** is an act which is publicly dangerous and against the law or contradicts the morality and the good manners. Educative measures are imposed upon the offenders of such acts according to the Juvenile Delinquency Law.

**Child pedagogic rooms** are special institutions for the prevention of crimes and anti-social acts, committed by minor and juvenile persons.

**In the number of Minors and Juveniles registered as new entrants in the Child Pedagogic Rooms during the year** are included all minors and juveniles perpetrators of crimes and/or anti-social acts during the reported year; convicted for general crimes; realized from the correctional facilities, Correctional boarding-schools and the Social-pedagogic boarding schools.

**In the number of Minors and Juveniles registered in the Child Pedagogic Rooms** are included all minors and juveniles perpetrators of crimes and/or anti-social acts; convicted for general crimes; realized from the correctional facilities, Correctional boarding-schools and the Social-pedagogic boarding schools. Minors and juveniles are registered for 2 years period after that period they are removed if they did not commit again anti-social acts or crimes.

**In the number of Minors and Juveniles passed on to Child Pedagogic Rooms** are included minor and juvenile persons who are committed acts of little importance, for which single police intervention was sufficient and no reason for their registration in the CPRs.

The applied methodology and data from surveys on Activities of Local Commissions for Combating Anti-social Acts of minors and juveniles are published on the NSI's Internet site - <http://www.nsi.bg/otrasalen.php?otr=50>

Minor and juvenile persons registered and new entrants in Child pedagogic rooms  
by sex and age

	(Number)				
	2008	2009	2010	2011	2012 <sup>1</sup>
<b>Persons, registered in Child pedagogic rooms during the year - total</b>	<b>13572</b>	<b>13155</b>	<b>12076</b>	<b>12241</b>	<b>11460</b>
<b>Minors (8 - 13 )</b>	<b>2821</b>	<b>2751</b>	<b>2638</b>	<b>2559</b>	<b>2337</b>
Boys	2284	2205	2025	1962	1811
Girls	537	546	613	597	526
<b>Juveniles (14 - 17 )</b>	<b>10751</b>	<b>10404</b>	<b>9438</b>	<b>9682</b>	<b>9123</b>
Boys	9016	8650	7665	7719	7350
Girls	1735	1754	1773	1963	1773
<b>Persons new entrants in Child pedagogic rooms during the year - total</b>	<b>4047</b>	<b>4158</b>	<b>4170</b>	<b>3968</b>	<b>3379</b>
<b>Minors (8 - 13 )</b>	<b>1075</b>	<b>1098</b>	<b>1112</b>	<b>949</b>	<b>887</b>
Boys	900	876	831	749	676
Girls	175	222	281	200	211
<b>Juveniles (14 - 17 )</b>	<b>2972</b>	<b>3060</b>	<b>3058</b>	<b>3019</b>	<b>2492</b>
Boys	2491	2559	2543	2431	1982
Girls	481	501	515	588	510

<sup>1</sup> Preliminary data.



**Table 2**

**Minors and Juveniles passed on to Child pedagogic rooms for committed anti-social acts  
and persons perpetrators of crimes by sex and age**

	(Number)				
	2008	2009	2010	2011	2012 <sup>1</sup>
<b>Persons passed on to Child pedagogic rooms for committed anti-social acts - total</b>	<b>7952</b>	<b>8265</b>	<b>7249</b>	<b>8134</b>	<b>7009</b>
<b>Minors (8 - 13 )</b>	<b>2102</b>	<b>2198</b>	<b>1953</b>	<b>2117</b>	<b>1927</b>
Boys	1557	1565	1407	1466	1323
Girls	545	633	546	651	604
<b>Juveniles (14 - 17 )</b>	<b>5850</b>	<b>6067</b>	<b>5296</b>	<b>6017</b>	<b>5082</b>
Boys	4064	4216	3546	4020	3309
Girls	1786	1851	1750	1997	1773
<b>Persons perpetrators of crimes - total</b>	<b>6043</b>	<b>6152</b>	<b>6353</b>	<b>6586</b>	<b>6304</b>
<b>Minors (8 - 13 )</b>	<b>1321</b>	<b>1345</b>	<b>1360</b>	<b>1485</b>	<b>1475</b>
Boys	1119	1091	1072	1211	1193
Girls	202	254	288	274	282
<b>Juveniles (14 - 17 )</b>	<b>4722</b>	<b>4807</b>	<b>4993</b>	<b>5101</b>	<b>4829</b>
Boys	4186	4212	4308	4427	4084
Girls	536	595	685	674	745

<sup>1</sup> Preliminary data.





**Table 3**

**Minors and Juveniles passed on to Child pedagogic rooms for committed anti-social acts  
and persons perpetrators of crimes**

	(Number)				
	2008	2009	2010	2011	2012 <sup>1</sup>
<b>Persons passed on to Child pedagogic rooms for committed anti-social acts during the year - total</b>	<b>7952</b>	<b>8265</b>	<b>7249</b>	<b>8134</b>	<b>7009</b>
of which:					
Run away from home	1896	1548	1494	1665	1745
Wandering and begging	659	799	671	630	614
Alcohol addiction	401	497	422	429	.
Drug distribution and addiction	314	307	326	446	437
Prostitution and homosexuality	210	177	119	137	78
Run away from school	1615	1590	1621	1768	.
<b>Persons perpetrators of crimes - total</b>	<b>6043</b>	<b>6152</b>	<b>6353</b>	<b>6586</b>	<b>6304</b>
of which:					
Intentional homicide	7	11	9	9	3
Bodily harm	266	351	263	338	269
Rape	14	18	27	12	23
Debauchery	84	62	72	73	70
Theft	3907	3601	4033	4157	3827
of which:					
Burglary	1505	1367	1458	1082	702
Pickpocketing	559	510	515	384	264
Robbery	237	315	319	317	223
Theft of motor vehicles	147	132	147	70	68
Hooliganism	454	460	449	358	356
Drug-related crimes	203	180	217	244	277

<sup>1</sup> Preliminary data



**Table 4**

**Minor and juvenile persons, victims of crimes by sex and age**

(Number)

Kind of crimes	2011				2012 <sup>1</sup>			
	Total	of which: girls	Minors 8 - 13	Juveniles 14 - 17	Total	of which: girls	Minors 8 - 13	Juveniles 14 - 17
<b>Total</b>	<b>1803</b>	<b>730</b>	<b>676</b>	<b>1127</b>	<b>1777</b>	<b>697</b>	<b>726</b>	<b>1051</b>
of which:								
Intentional homicide	9	4	5	4	1	1	1	-
Bodily harm	256	50	79	177	282	67	97	185
Rape	28	26	6	22	23	23	6	17
Debauchery	101	78	70	31	102	71	69	33
Theft	836	354	290	546	817	322	321	496
Robbery	179	46	60	119	84	16	38	46
Kidnapping	4	3	1	3	5	3	-	5
Fraud and extortion	18	1	3	15	30	5	12	18
Forcing to engage in begging	24	10	21	3	29	15	24	5
Forcing to engage in prostitution and in homosexual acts	16	14	5	11	14	11	2	12
Traffic of people	3	3	-	3	3	3	-	3

<sup>1</sup> Preliminary data.