



ANTI-SOCIAL ACTS OF MINOR AND JUVENILES IN 2011 (PRELIMINARY DATA)

Minors and Juveniles registered and new entrants (for the first time) in the Child pedagogic rooms during the year for anti-social acts and crimes commitment

According to the NSI's preliminary data the number of minors and juveniles registered in the Child pedagogic rooms¹ in 2011 is 12 223. From this 2 556 children are minors, aged 8 – 13 completed years, or 20.9%. Juveniles, aged 14 – 17 completed years are 9 667 (79.1%). The boys predominate among the minors and juveniles registered at the Child pedagogic rooms. Their number in 2011 amounted to 9 664 or 79.1% of the total number of children, while the number of girls is 2 559 and their share is 20.9%.

The coefficient of persons registered in the Child pedagogic rooms in 2011 is 1 894 per 100 000 persons of the population aged 8-17 years.

The number of minors and juveniles new entrants (registered for the first time) in the Child pedagogic rooms in 2011 is 3 968 or 615 per 100 000 persons of the population aged 8-17 years.

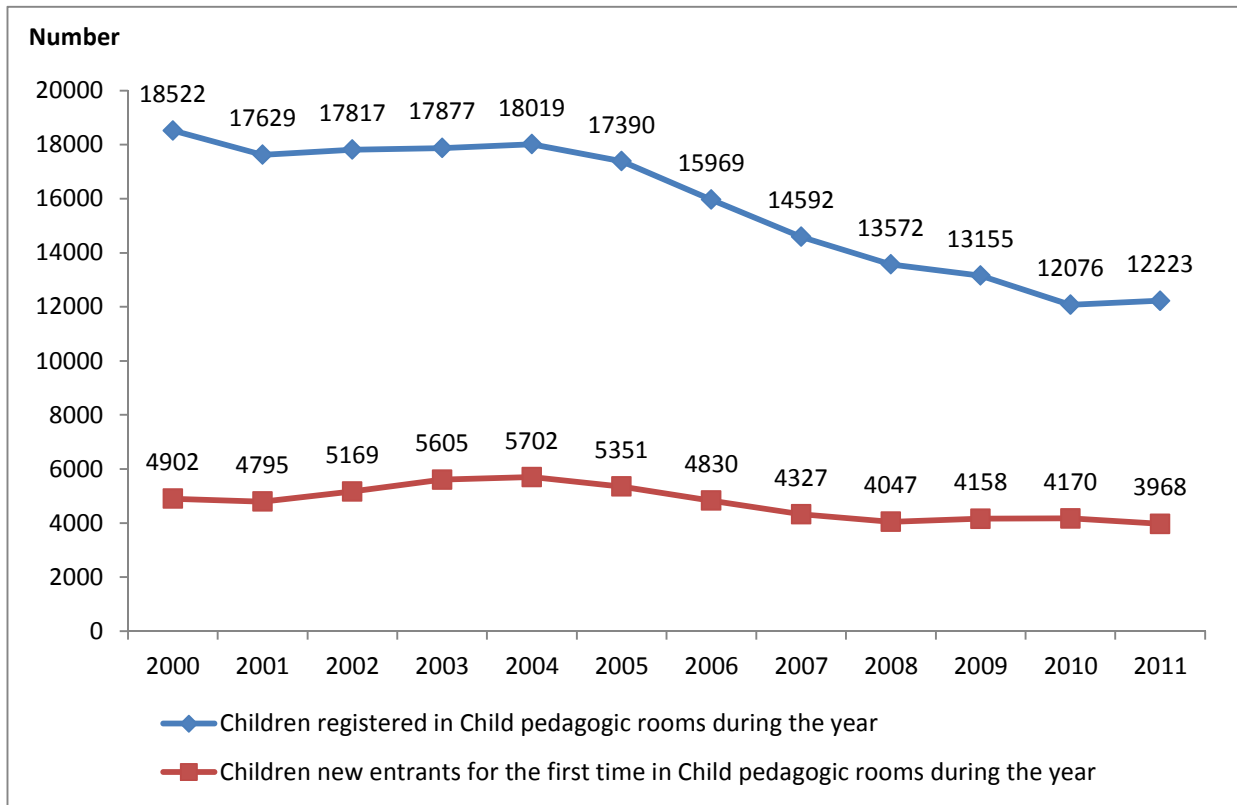
Among the registered in the Child pedagogic rooms in 2011:

- 3 988 (32.6%) minors and juveniles are living in an unfavorable environment (bad, conflict or criminal family, comradely and school-fellow surroundings);
- 2 102 minors and juveniles (17.2%) descend from social poor families;
- 1 880 children (15.4%) are living in families of divorced or de facto divided parents;
- 1 506 or 12.3% minors and juveniles were not in education nor in employment.

¹ Minors and juveniles are registered for 2 years period after that period they are removed if they did not commit again anti-social acts or crimes.



Figure 1. Minors and Juveniles, registered and new entrants (for the first time) during the year in the Child pedagogic rooms between 2000 and 2011.



Anti – social acts

The number of minors and juveniles passed on to the Child pedagogic rooms for committed anti-social acts in 2011 is 8 123. Two-thirds of them are boys – 5 482 or 67.5%.

In the structure of surveyed anti-social acts, the greatest is share of children passed on to the Child pedagogic rooms for “running away from school” – 1 766 or 21.7%. Followed by „running away from home“– 1 665 children or 20.5%. Lowest is the share of persons, passed on for “begging” – 219, or 2.7% and “prostitution and homosexuality” – 136 or 1.7%.

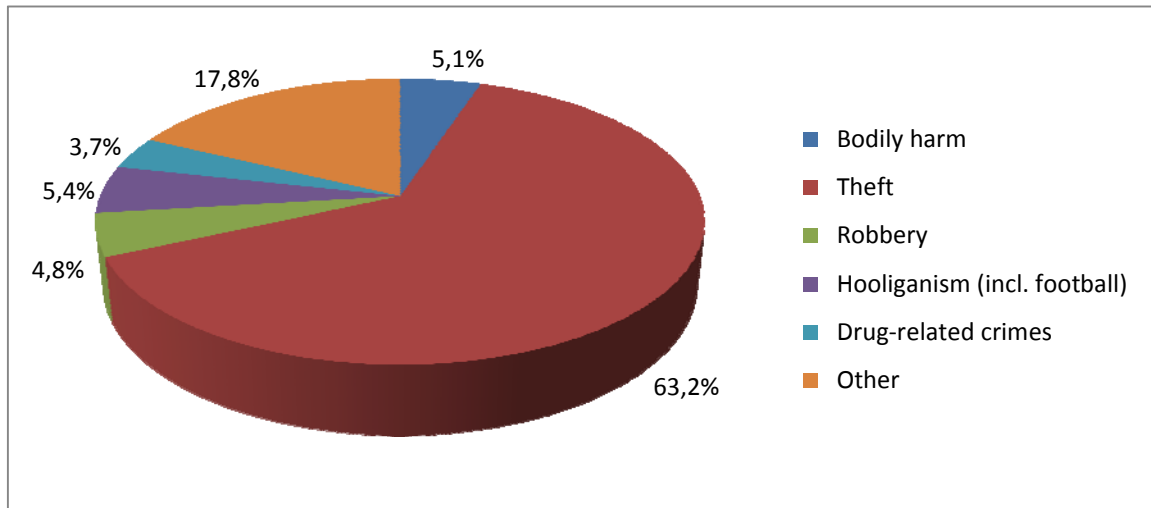
Children perpetrators of crimes

In 2011 the number of minors and juveniles, registered in the Child pedagogic rooms for crimes commitment is 6 573.

Theft of property is most distributed type of crime, committed by minors and juveniles. Children perpetrators of thefts are 4 155 or 63.2% from the total number of persons, registered in the Child pedagogic rooms for crimes commitment. The number of children, registered for hooliganism (incl. football) is 355 or 5.4% from the total number of minors and juveniles, perpetrators of crimes. 338 persons or 5.1% from the total number of minors and juveniles, perpetrators of crimes are registered for commitment of “bodily harms” in 2011. Minors and juveniles, perpetrators of drug-related crimes are 243 or 3.7%.



Figure 2. Structure of minors and juveniles perpetrators of crimes in 2011 by types



Minors and juveniles without surveillance

In 2011 the number of minors and juveniles without surveillance, detected by the Child pedagogic rooms is 193. Persons aged 8 - 13 years are 83 or 43.0% of the total number of minors and juveniles without surveillance. The number of boys is 109 and girls – 84.

Maltreatment of minors and juveniles

The number of maltreated minors and juveniles registered and passed on to the Child pedagogic rooms in 2011 is 591. The number of children aged 8 - 13 years is 289 (48.9%), and 14 – 17 years – 302 or 51.1%.

Minors and juveniles have been maltreated by parents in 30.5% of all registered cases and in 29.1% of cases – from classmates. In 23.2% of the cases violence was exercised upon minors and juveniles by persons belonging to their nearest social surroundings – siblings, relatives, friends.

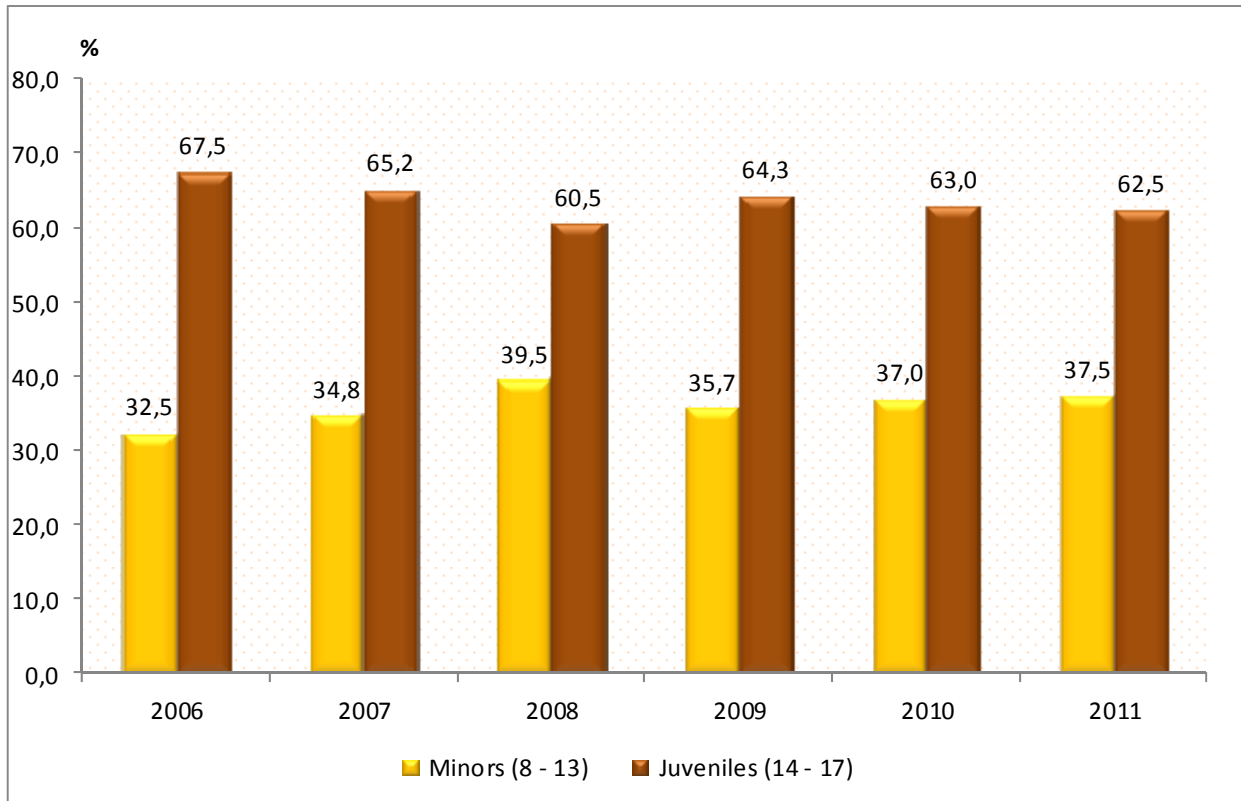
Minors and juveniles victims of crimes

Minors and juveniles victims of crimes in 2011 are 1 803 or 279 per 100 000 persons of the population aged 8-17 years. The number of girls, victims of crimes is 730 or 40.5%. Relative share of minors victims of crimes is 37.5% (676 persons) and juveniles – 62.5% or 1127 persons.

The number and share of persons suffered in a result of thefts of property are the highest - 836 persons (46.4%), followed by bodily harms - 256 persons (14.1%), robberies – 179 persons (9.9%).



Figure 3. Structure of minors and juveniles victims of crimes during the period of 2006 – 2011 by age groups



Activities of the Local Commissions for Combating Anti-social Acts of minors and juveniles

6 374 legal educative proceedings are initiated by the Local Commissions for Combating Anti-social Acts of minors and juveniles in 2011 that is by 4.3% more in comparison with 2010. Compared to preceding year an increase (by 12.2%) is observed in the number of finished proceedings while they amounted to 6 101 against 5 438 in 2010.

9 261 educative measures were inflicted by the Local Commissions on 7 001 cases of minors and juveniles perpetrators of anti-social acts and crimes in 2011. From them:

- For committed anti-social acts - for 1 051 cases;
- For committed crimes – for 5 679 and
- For administrative breaches – for 271 cases.

The educative measure of “warning” was imposed to the highest number of persons – in 3 430 cases, followed by “placement under the correctional control of a public tutor” – in 1 993 cases and “placement under correctional supervision of the parents or the persons substituting for them, under the obligation to take special care” – in 1 230 events.



The main characteristics of minor and juveniles with imposed educative measures in 2011 are as follow:

- Minors are 32.8%.
- Juveniles are 67.2%.
- Boys are 80.3%.
- More than a half of minors and juveniles with imposed educative measures have primary or not completed primary attainment (56.5%). About 37.2% from children have basic education. 2.7% from minors and juveniles are illiterate and never went to school.
- 57.4% from total number of children with imposed educative measures are living with both parents; with single parent – 30.2%. 5.7% are living with relatives or friends. 4.8% from minors and juveniles with imposed educative measures are living in Homes for children without parental care or in asylums.



METHODOLOGICAL NOTES

Statistical data on anti-social acts of minors and juveniles are elaborated on the basis of annual information received from the Local commissions for prevention of juvenile delinquency.

Objects of the survey are the activities of the Local commissions for prevention of minors and juvenile anti-social acts.

Units of the survey are the minor and juvenile persons perpetrators of anti-social acts and crimes.

Anti-social act is an act which is publicly dangerous and against the law or contradicts the morality and the good manners. Educative measures are imposed upon the offenders of such acts according to the Juvenile Delinquency Law.

Child pedagogic rooms are special institutions for the prevention of crimes and anti-social acts, committed by minor and juvenile persons.

In the number of child registered as new entrants in the Child Pedagogic Rooms during the year are included all minors and juveniles perpetrators of crimes and/or anti-social acts during the reported year; convicted for general crimes; realized from the correctional facilities, Correctional boarding-schools and the Social-pedagogic boarding schools.

In the number of child registered in the Child Pedagogic Rooms are included all minors and juveniles perpetrators of crimes and/or anti-social acts; convicted for general crimes; realized from the correctional facilities, Correctional boarding-schools and the Social-pedagogic boarding schools. Minors and juveniles are registered for 2 years period after that period they are removed if they did not commit again anti-social acts or crimes.

In the number of child passed on to Child Pedagogic Rooms are included minor and juvenile persons who:

- have been endangered of the committed crimes and anti-social acts by different reasons;
- have committed acts which are not crimes;
- have been victims, plaintiffs and witness of crimes;
- have been under police protection.

The applied methodology and data from surveys on Activities of Local Commissions for Combating Anti-social Acts of minors and juveniles are published on the NSI's Internet site - <http://www.nsi.bg/otrasalen.php?otr=50>

Minor and juvenile persons registered and new entrants in Child pedagogic rooms
by sex and age

Table 1

	2000	2001	2002	2003	2004	2005	2006	2007	2008	2009	2010	2011 ¹
	(Number)											
Children registered in Child pedagogic rooms during the year - total	18522	17629	17817	17877	18019	17390	15969	14592	13572	13155	12076	12223
Minors (8 - 13)	4938	4250	4954	4419	4400	3913	3337	3193	2821	2751	2638	2556
Boys	3959	3429	3872	3580	3531	3007	2613	2583	2284	2205	2025	1959
Girls	979	821	1082	839	869	906	724	610	537	546	613	597
Juveniles (14 - 17)	13584	13379	12863	13458	13619	13477	12632	11399	10751	10404	9438	9667
Boys	11686	11329	10888	11374	11486	11349	10659	9685	9016	8650	7665	7705
Girls	1898	2050	1975	2084	2133	2128	1973	1714	1735	1754	1773	1962
Children new entrants in Child pedagogic rooms during the year - total	4902	4795	5169	5605	5702	5351	4830	4327	4047	4158	4170	3968
Minors (8 - 13)	1540	1446	1667	1638	1631	1434	1180	1124	1075	1098	1112	949
Boys	1234	1192	1333	1327	1327	1144	956	909	900	876	831	749
Girls	306	254	334	311	304	290	224	215	175	222	281	200
Juveniles (14 - 17)	3362	3349	3502	3967	4071	3917	3650	3203	2972	3060	3058	3019
Boys	2821	2802	2937	3378	3474	3321	3078	2728	2491	2559	2543	2431
Girls	541	547	565	589	597	596	572	475	481	501	515	588

¹ Preliminary data.



**Children passed on to Child pedagogic rooms for committed anti-social acts
and children perpetrators of crimes by sex and age**

Table 2

	(Number)											
	2000	2001	2002	2003	2004	2005	2006	2007	2008	2009	2010	2011 ¹
Children passed on to Child pedagogic rooms for committed anti-social acts - total	10305	10322	11070	13196	13343	12407	10765	9651	7952	8265	7249	8123
Minors (8 - 13)	3564	3489	3631	3880	4038	3297	3142	2431	2102	2198	1953	2113
Boys	2675	2564	2701	2880	2960	2367	2311	1775	1557	1565	1407	1465
Girls	889	925	930	1000	1078	930	831	656	545	633	546	648
Juveniles (14 - 17)	6741	6833	7439	9316	9305	9110	7623	7220	5850	6067	5296	6010
Boys	5023	5176	5264	7115	7136	6292	5451	5188	4064	4216	3546	4017
Girls	1718	1657	2175	2201	2169	2818	2172	2032	1786	1851	1750	1993
Children perpetrators of crimes - total	7356	8662	8653	9607	10146	9720	8541	6978	6043	6152	6353	6573
Minors (8 - 13)	1989	2092	2113	2295	2723	2447	1860	1428	1321	1345	1360	1479
Boys	1534	1589	1697	1782	2104	1781	1552	1201	1119	1091	1072	1211
Girls	455	503	416	513	619	666	308	227	202	254	288	268
Juveniles (14 - 17)	5367	6570	6540	7312	7423	7273	6681	5550	4722	4807	4993	5094
Boys	4735	5875	5754	6452	6569	6386	5894	4967	4186	4212	4308	4421
Girls	632	695	786	860	854	887	787	583	536	595	685	673

¹ Preliminary data.



Children passed on to Child pedagogic rooms for committed anti-social acts

and children perpetrators of crimes

Table 3

(Number)

	2000	2001	2002	2003	2004	2005	2006	2007	2008	2009	2010	2011 ¹
Children passed on to Child pedagogic rooms for committed anti-social acts during the year - total	10305	10322	11070	13196	13343	12407	10765	9651	7952	8265	7249	8123
of which:												
Run away from home	1539	1517	1662	1923	1978	2265	2184	2053	1896	1548	1494	1665
Wandering and begging	1405	1318	1126	1059	1785	1537	975	1044	659	799	671	624
Alcohol addiction	741	555	554	612	721	802	652	471	401	497	422	428
Drug distribution and addiction	815	872	846	841	920	584	473	492	314	307	326	445
Prostitution and homosexuality	413	420	501	601	486	501	400	276	210	177	119	136
Run away from school	.	.	.	1091	1967	1888	2367	2044	1615	1590	1621	1766
Children perpetrators of crimes - total	7356	8662	8653	9607	10146	9720	8541	6978	6043	6152	6353	6573
of which:												
Intentional homicide	14	10	16	14	5	2	16	14	7	11	9	9
Bodily harm	203	250	229	281	265	257	278	294	266	351	263	338
Rape	71	90	79	70	26	18	26	19	14	18	27	11
Debauchery	92	121	118	109	79	80	100	82	84	62	72	72
Theft	5267	6206	6127	6533	6742	6304	5883	4624	3907	3601	4033	4155
of which:												
Burglary	2465	3101	2576	2646	3139	2593	2274	1867	1505	1367	1458	1082
Pickpocketing	1111	1204	1103	1155	1238	1284	737	504	559	510	515	384
Robbery	433	546	559	698	775	635	401	360	237	315	319	315
Theft of motor vehicles	177	176	163	233	220	175	124	195	147	132	147	70
Hooliganism (incl. football)	.	543	448	514	482	593	450	415	454	460	449	355
Drug-related crimes	.	.	.	394	385	379	252	232	203	180	217	243

¹ Preliminary data.



Minor and juvenile persons, victims of crimes by sex and age

Table 4
(Number)

Kind of crimes	2010				2011 ¹			
	Total	of which: girls	Minors 8 - 13	Juveniles 14 - 18	Total	of which: girls	Minors 8 - 13	Juveniles 14 - 18
Total	2090	836	774	1316	1803	730	676	1127
of which:								
Intentional homicide	7	3	5	2	9	4	5	4
Bodily harm	290	80	101	189	256	50	79	177
Rape	46	42	13	33	28	26	6	22
Debauchery	125	84	86	39	101	78	70	31
Theft	970	348	329	641	836	354	290	546
Robbery	172	41	45	127	179	46	60	119
Kidnapping	8	7	2	6	4	3	1	3
of which: with aim to submit for debauchery action	4	4	2	2	0	0	0	0
Fraud and extortion	35	12	21	14	18	1	3	15
Forcing to engage in begging	30	17	27	3	24	10	21	3
Forcing to engage in prostitution and in homosexual acts	23	20	1	22	16	14	5	11
Traffic of people	5	3	4	1	3	3	0	3
Child pornography	1	1	1	-	0	0	0	0

¹ Preliminary data.