

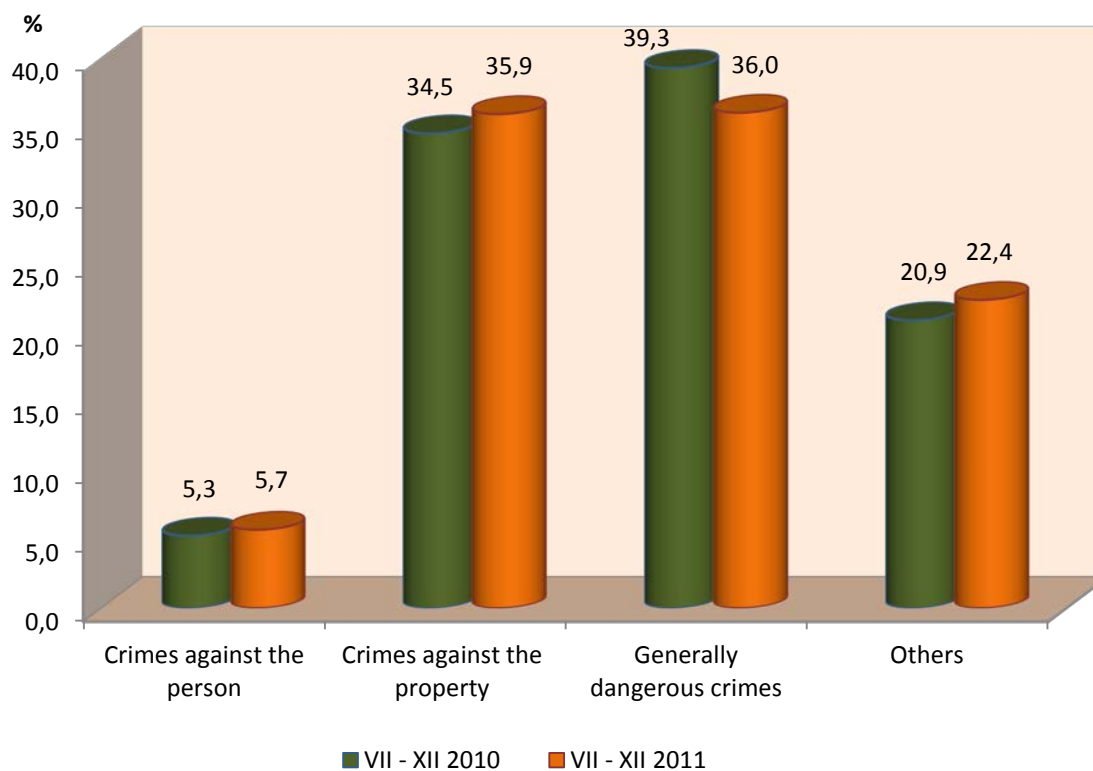


## CRIMES CONCLUDED WITH PENALTY INFLICTED AND PERSONS CONVICTED IN SECOND SEMESTER OF 2011 (PRELIMINARY DATA)

According to the preliminary data of the National Statistical Institute for the second semester of 2011, the trials ended with inflicted penalty cover 15 620 committed crimes.

The number of persons convicted with penalties come into force amounted to 17 634, while 1 200 of them were Juveniles aged 14-17 years. The number of persons with effective sentence of conviction amounted to 9 862, or 55.9% of the total number of convicted persons. Conditionally sentenced were 7 772 persons, or 44.1%.

**Figure 1. Structure of crimes with penalty inflicted by chapters of the Penal Code during the second semesters of 2010 and 2011**



There were not considerable changes in the structure of crimes, ended with penalties inflicted, by chapters of the Penal Code in second half of 2011. The **crimes of general danger** (such committed in a way presenting a general danger or by means of general danger at the transport and communication, directed against public health or environment, related to the usage of nuclear energy for peace purposes, and other crimes of general danger) hold the first place as a number and relative share in the total number of punished criminality. 5 627 crimes of this kind were punished in the second half of 2011. The relative share of these crimes in the total number of punished criminality was 36.0%. The number of convicted persons for this kind of crimes amounted to 5 463, or 31.0% from the total number of convicted persons.



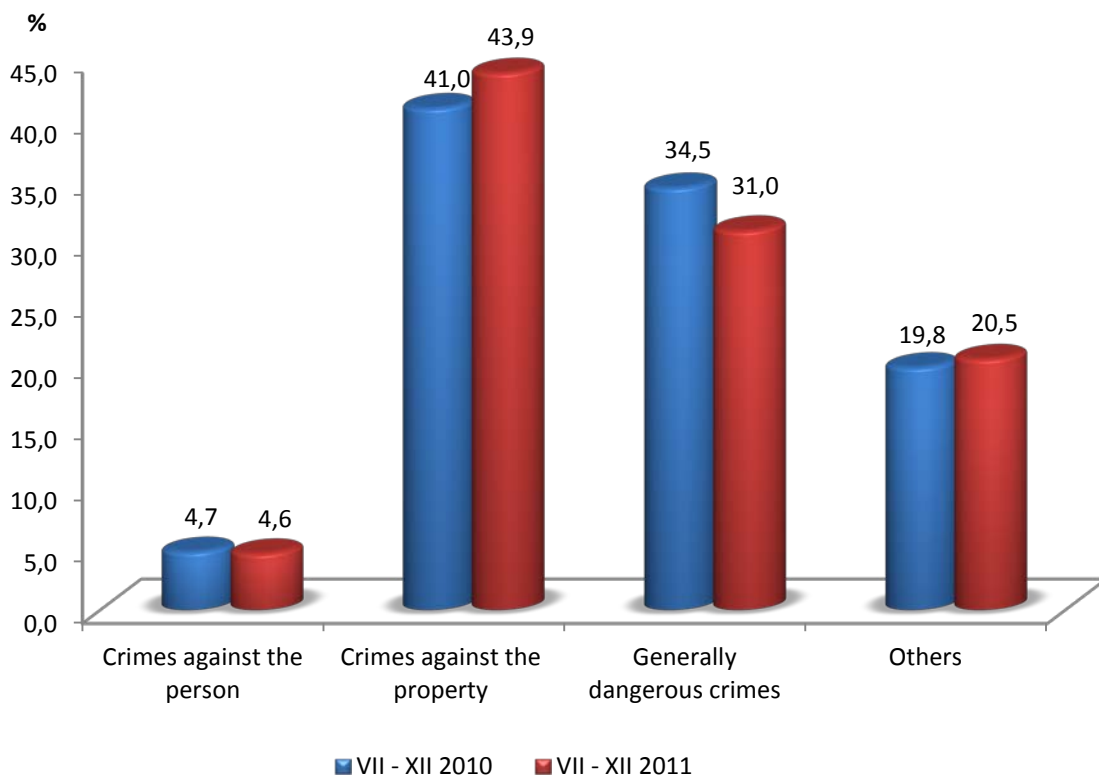
www.nsi.bg

- The punished cases of *crimes against the transport and communications* were 4 567. Convicted persons for this kind of crimes were 4 484, that present 82.1% from the total number of persons convicted for crimes of general danger.
- During the second half of 2011 the number of punished *drug related crimes* (contraband of drugs, production, processing, possessing, dissemination, transportation, carrying and other) was 632, as convicted persons were 591.

On the second place in the structure of punished criminality were **crimes against the property**. They included theft and robbery of property, misappropriation, fraud, extortion, receiving stolen goods, destroying and damaging of property. The number of punished crimes of this kind in second semester of 2011 was 5 604 (35.9%). The number of persons convicted for this kind of crimes was 7 751, or 44.0% from the total number of convicted persons. About 13.0% of them were Juveniles aged 14-17 years.

- 4 345 crimes “*thefts of property*” were concluded with infliction of penalty, as the number of convicted persons for this kind of crime was 6 383.
- 556 persons were convicted for *robberies*.

**Figure 2. Structure of persons convicted by chapters of the Penal Code during the second semesters of 2010 and 2011**



Punished **crimes against the person** (homicide, assault and battery, discrediting, kidnapping and illegal constraint, compulsion, disclosure of a secret of another, insult and libel, debauchery, rape and traffic of people) amounted to 887 in the second half of 2011, which constituted 5.7% from the total number of crimes concluded with infliction of penalty. The number of persons convicted was 806.



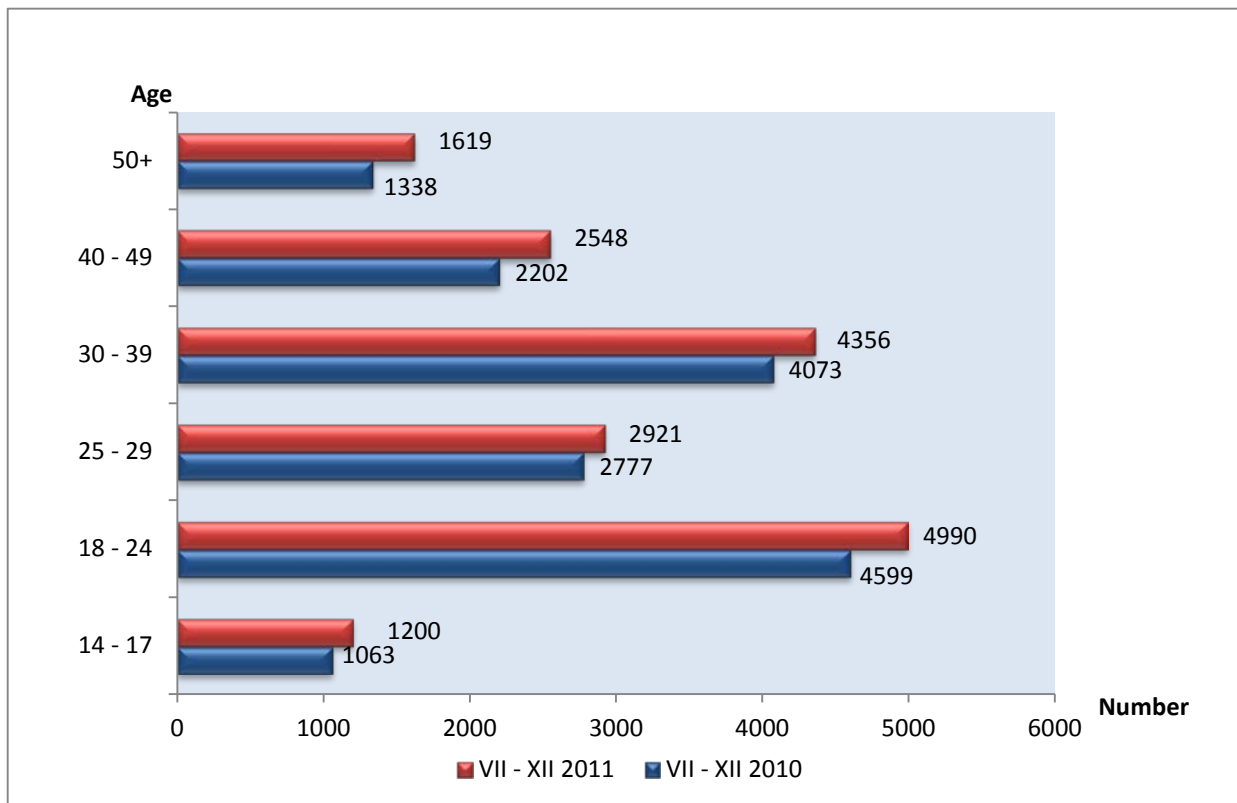
www.nsi.bg

- 382 crimes “*bodily harm*” was concluded with penalties inflicted in the second half of 2011 and the number of persons convicted for committed bodily harms was 385.
- The number of persons convicted for *rape (committed and attempted)* in the same period was 36.
- 63 persons were convicted for homicide (committed and attempted), as decrease by 10.0% was registered in comparison with the same period of 2010.

### Persons convicted for “other kinds of crimes” commitment

- For crimes against the economy - 1 289 persons;
- For committed crimes against the activity of state bodies, public organizations and persons performing public duties – 938 persons;
- For crimes against the order and public peace - 337 persons;
- For crimes against the marriage, family and youth – 381 persons;
- For crimes against the financial, tax and insurance systems- 47 persons.

**Figure 3. Persons convicted by age during the second semesters of 2010 and 2011**



### Persons convicted by gender and age

In the second half of 2011, 16 367 males (92.8%) and 1 267 females (7.2) were convicted.

Persons convicted were distributed **by age groups** in the second half of 2011, as follow:

- The highest number and relative share were of persons convicted aged from 18 to 24 years - 4 990 (28.3%);
- Persons convicted aged from 30 to 39 years were 4 356 (24.7%);
- Persons convicted aged from 25 to 29 years were 2 921 (16.6%);
- Persons convicted aged from 40 to 49 years were 2 548 or 14.4%;



www.nsi.bg

- Persons convicted aged 50 and over were 1 619 (9.2%);
- Persons convicted from 14 to 17 years were 1 200, as that presents 6.8% of the total number of convicted persons.

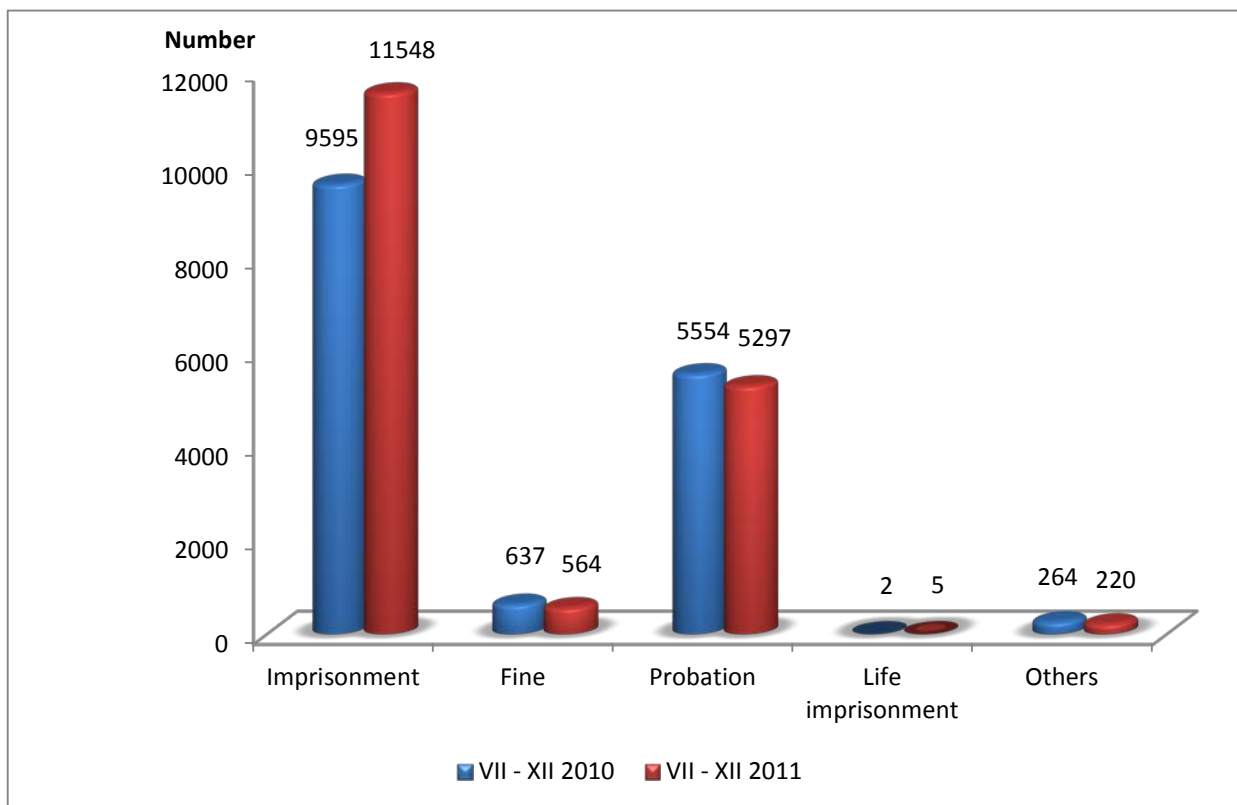
### Persons convicted by penalty imposed

The number of persons convicted to imprisonment in second six months of 2011 was 11 548 or 65.5% of the total number of convicted persons.

The highest number and rate were persons convicted to imprisonment up to 6 months - 5 701 persons (49.4%) and from 6 months to 1 year – 3 338 persons (28.9%).

Penalty of probation was imposed to 5 297 persons (30.0% of the total number of convicted persons) and fine – 564 persons, or 3.2%.

**Figure 4. Persons convicted by penalty imposed during the second semesters of 2010 and 2011**





## METHODOLOGICAL NOTES

Data on crimes and persons convicted are obtained by processing six months information received from the regional, district and military courts on penal trials.

The survey object is the activity of the regional and district courts on penal trials of general, private and administrative character. Since 1998 the information for the activity of military courts is also included. The information about the activity of Supreme Court of Cassation is not included. Data from Prosecutor's Office of the Republic of Bulgaria are not included in statistical data for first half of the year.

Surveyed units are crimes, concluded with penalty inflicted and persons convicted with sentences come into force.

The numbers of crimes and persons convicted for certain reference year or period include those with sentence that has come into force during the same year or period.

Persons convicted with all kinds of inflicted penalty, including conditionally sentenced persons are included in the total number of persons convicted.

In the number of crimes concluded with penalty inflicted are included all crimes with inflicted penalty regardless they had been committed by one or more persons.

The age of persons convicted is given in completed years. Persons who have completed 14, but not 18 years are considered juveniles.

Convicted juvenile persons are included in the total number of persons convicted.

Additional information on crimes and persons convicted can be find on NSI' web page - <http://www.nsi.bg/otrasalen.php?otr=50>



ANNEX

Table 1

**CRIMES WITH PENALTY INFLECTED AND PERSONS CONVICTED IN THE SECOND SEMESTERS OF 2010 AND 2011<sup>1</sup>**

(Number)

Kind of crime	2010			2011 <sup>2</sup>		
	Semesters					
	Second			Second		
	Crimes with penalty inflicted	Persons convicted		Crimes with penalty inflicted	Persons convicted	
Total		of which: Juveniles	Total		of which: Juveniles	
<b>Total<sup>3</sup></b>	<b>14341</b>	<b>16052</b>	<b>1064</b>	<b>15620</b>	<b>17634</b>	<b>1200</b>
Of which:						
<b>Crimes against the person</b>	<b>756</b>	<b>762</b>	<b>47</b>	<b>887</b>	<b>806</b>	<b>62</b>
Of which:						
Homicide (committed and attempted)	62	70	6	63	63	2
Bodily harm	346	369	20	382	385	30
Debauchery	133	139	18	155	134	26
Of which: rape (committed and attempted)	50	61	4	38	36	2
<b>Crimes against marriage, family and youth</b>	<b>252</b>	<b>239</b>	<b>-</b>	<b>404</b>	<b>381</b>	<b>5</b>
<b>Crimes against the property</b>	<b>4955</b>	<b>6584</b>	<b>871</b>	<b>5604</b>	<b>7751</b>	<b>1006</b>
Of which:						
Theft	3778	5339	759	4345	6383	887
Robbery	392	486	87	445	556	94
Misappropriation	84	82	-	80	81	0
Fraud	241	250	7	243	250	3
Extortion	17	16	-	27	26	1



(Continue)

(Number)

Kind of crime	2010			2011 <sup>2</sup>		
	Semesters					
	Second			Second		
	Crimes with penalty inflicted	Persons convicted		Crimes with penalty inflicted	Persons convicted	
Total		of which: Juveniles	Total		of which: Juveniles	
Destruction and damaging of property	225	198	10	212	201	10
<b>Crimes against the economy</b>	<b>799</b>	<b>879</b>	<b>8</b>	<b>1207</b>	<b>1289</b>	<b>17</b>
Of which: crimes against the customs regime	40	52	-	48	56	0
<b>Crimes against the financial, tax and insurance system</b>	<b>59</b>	<b>52</b>	<b>-</b>	<b>51</b>	<b>47</b>	<b>0</b>
<b>Crimes against the activity of state bodies, public organisations and persons performing public duties</b>	<b>829</b>	<b>1017</b>	<b>30</b>	<b>760</b>	<b>938</b>	<b>22</b>
Of which:						
Illegal crossing of the boundary	574	716	26	456	617	20
Bringing of persons across the boundary	66	112	2	67	102	0
Bribery	48	49	-	60	57	0
<b>Documentary crimes</b>	<b>646</b>	<b>553</b>	<b>3</b>	<b>616</b>	<b>498</b>	<b>4</b>
<b>Crimes against the order and the public peace</b>	<b>336</b>	<b>362</b>	<b>7</b>	<b>340</b>	<b>337</b>	<b>10</b>
Of which: hooliganism	247	251	5	219	188	3



(Continue and end)

(Number)

Kind of crime	2010			2011 <sup>2</sup>		
	Semesters					
	Second			Second		
	Crimes with penalty inflicted	Persons convicted		Crimes with penalty inflicted	Persons convicted	
Total		of which: Juveniles	Total		of which: Juveniles	
<b>Generally dangerous crimes</b>	<b>5629</b>	<b>5525</b>	<b>97</b>	<b>5627</b>	<b>5463</b>	<b>72</b>
Of which:						
Arson	32	36	1	36	33	1
Illegal production, possessing and use of weapon, explosion and ammunition	215	181	3	270	227	2
Crimes against the transport and communications	4743	4665	27	4567	4484	26
Theft of motor vehicles	100	128	49	90	109	21
Drug-related crimes	514	490	16	632	591	21
<b>Military crimes</b>	<b>9</b>	<b>9</b>	<b>-</b>	<b>10</b>	<b>11</b>	<b>0</b>

<sup>1</sup>According to sentences come into force.

<sup>2</sup> Preliminary data.

<sup>3</sup>Incl. persons convicted for crimes committed abroad.





Table 2

**PERSONS CONVICTED BY SEX AND AGE IN  
THE SECOND SEMESTERS OF 2010 AND 2011<sup>1</sup>**

Sex and age	(Number)	
	2010	2011 <sup>2</sup>
	Semesters	
	Second	Second
<b>Total</b> <sup>3</sup>	<b>16052</b>	<b>17634</b>
Male	15086	16367
Female	966	1267
<b>Juveniles (14 - 17)</b>	<b>1063</b>	<b>1200</b>
Male	1023	1141
Female	40	59
<b>Adults (over 18)</b>	<b>14989</b>	<b>16434</b>
Male	14063	15226
Female	926	1208
<b>18-24</b>	<b>4599</b>	<b>4990</b>
Male	4404	4753
Female	195	237
<b>25-29</b>	<b>2777</b>	<b>2921</b>
Male	2609	2728
Female	168	193
<b>30-39</b>	<b>4073</b>	<b>4356</b>
Male	3824	4011
Female	249	345
<b>40-49</b>	<b>2202</b>	<b>2548</b>
Male	2023	2327
Female	179	221
<b>50 and over</b>	<b>1338</b>	<b>1619</b>
Male	1203	1407
Female	135	212

<sup>1</sup>According to sentences come into force.

<sup>2</sup> Preliminary data.



<sup>3</sup> [www.nsi.bg](http://www.nsi.bg)  
Incl. persons convicted for crimes  
committed abroad.

Table 3

**PERSONS CONVICTED BY PENALTIES IMPOSED IN  
THE SECOND SEMESTERS OF 2010 AND 2011<sup>1</sup>**

Penalties imposed	(Number)	
	2010	2011 <sup>2</sup>
	Semesters	
	Second	Second
<b>Total<sup>3</sup></b>	<b>16052</b>	<b>17634</b>
Of which: conditional sentences	6259	7772
<b>Imprisonment</b>	<b>9595</b>	<b>11548</b>
Up to 6 months	4892	5701
From 6 months to 1 year	2705	3338
From 1 to 3 years	1669	2120
From 3 to 5 years	207	267
From 5 to 10 years	78	79
From 10 to 15 years	21	19
Over 15 years	23	24
<b>Life imprisonment</b>	<b>2</b>	<b>3</b>
<b>Life imprisonment without parole</b>	<b>-</b>	<b>2</b>
<b>Fine</b>	<b>637</b>	<b>564</b>
<b>Probation</b>	<b>5554</b>	<b>5297</b>
<b>Others</b>	<b>264</b>	<b>220</b>

<sup>1</sup>According to sentences come into force.

<sup>2</sup> Preliminary data.

<sup>3</sup>Incl. persons convicted for crimes  
committed abroad.