



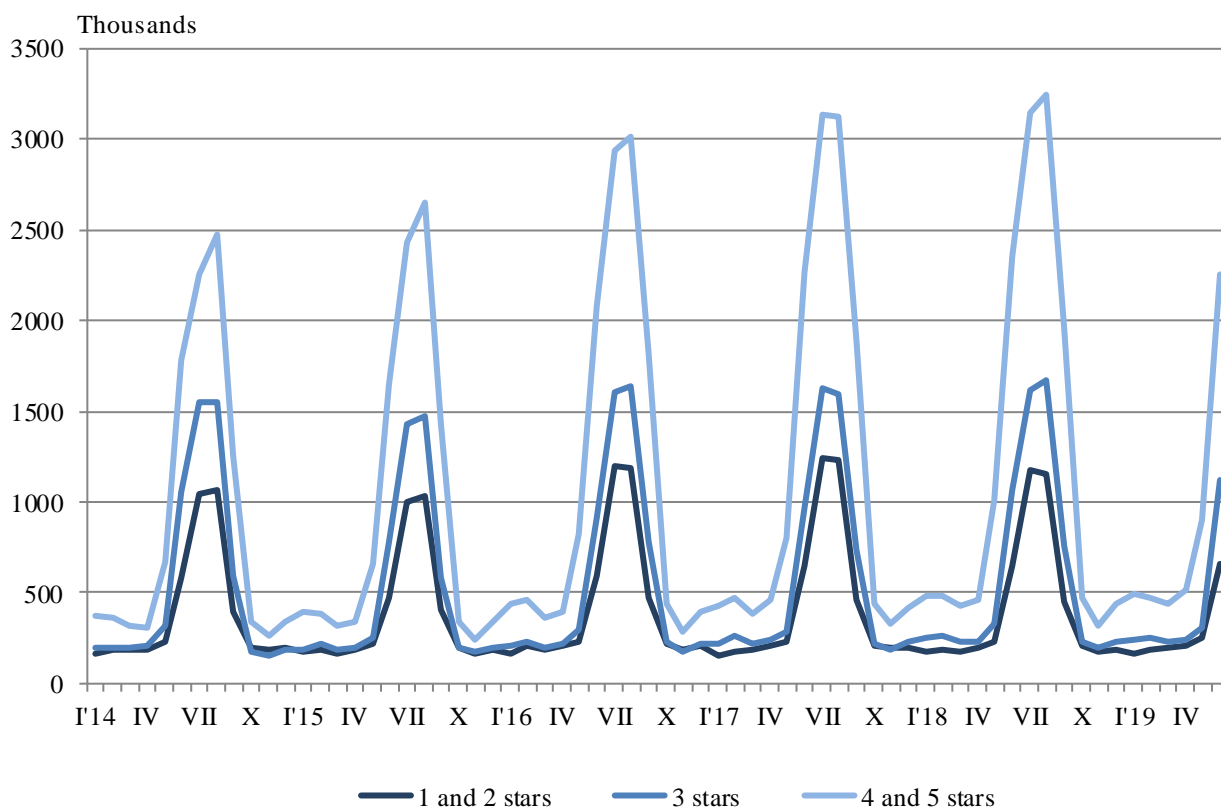
ACTIVITY OF ACCOMMODATION ESTABLISHMENTS IN JUNE 2019

In June 2019, 3 018 accommodation establishments - hotels, motels, camping sites, mountain chalets and other establishments for short-term accommodation with more than 10 bed-places were functioned in the country (Annex, Table 1). The total number of the rooms in them was 135.2 thousand and the bed-places were 304.1 thousand. In comparison with June 2018, the total number of accommodation establishments (functioned during the period) increased by 4.4%, and the bed-places in them - by 4.9%.

The total number of the nights spent in all accommodation establishments registered in June 2019 was 4 036.7 thousand, or by 0.7% less in comparison with the same month of the previous year, as the greatest decrease (by 4.0%) was observed in 4 and 5 stars accommodation establishments.

In June 2019, 64.0% of all nights spent by foreign citizens and 30.3% of all nights spent by Bulgarians were realized in 4 and 5 stars hotels. In 3 stars accommodation establishments were spent 26.5% of all nights by foreigners and 32.0% of all nights by Bulgarian residents, while in the rest of accommodation establishments (with 1 and 2 stars) they were 9.5% and 37.7% respectively.

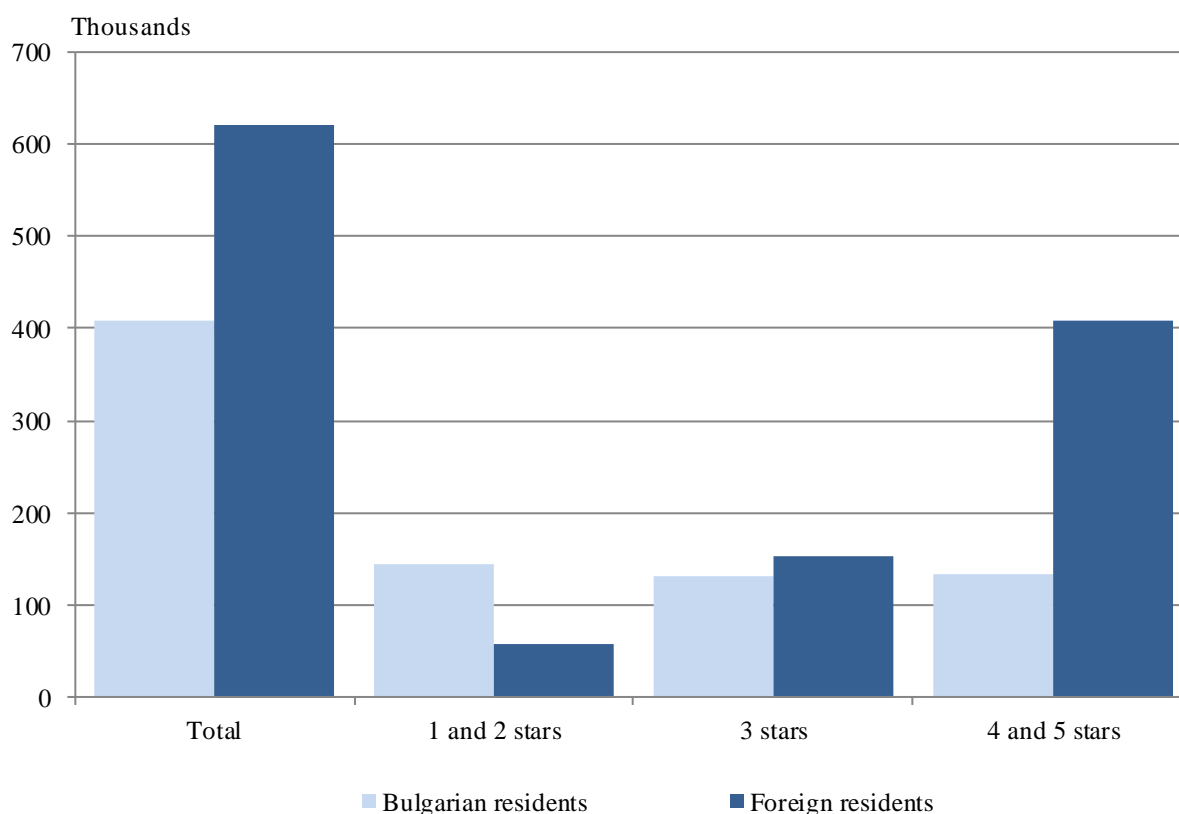
Figure 1. The nights spent in accommodation establishments by categories and months





In June 2019, the number of arrivals in all accommodation establishments increased by 4.0% compared to the same month of 2018 and reached 1 028.8 thousand, as an increase was registered by 4.9% for Bulgarians and by 3.5% for foreigners. Bulgarians spent the nights in accommodation establishments in June 2019 were 408.2 thousand and spent 2.4 nights on the average. The arrivals of foreigners were 620.6 thousand, and had on average 4.9 nights, as 65.9% of them spent nights in hotels with 4 and 5 stars.

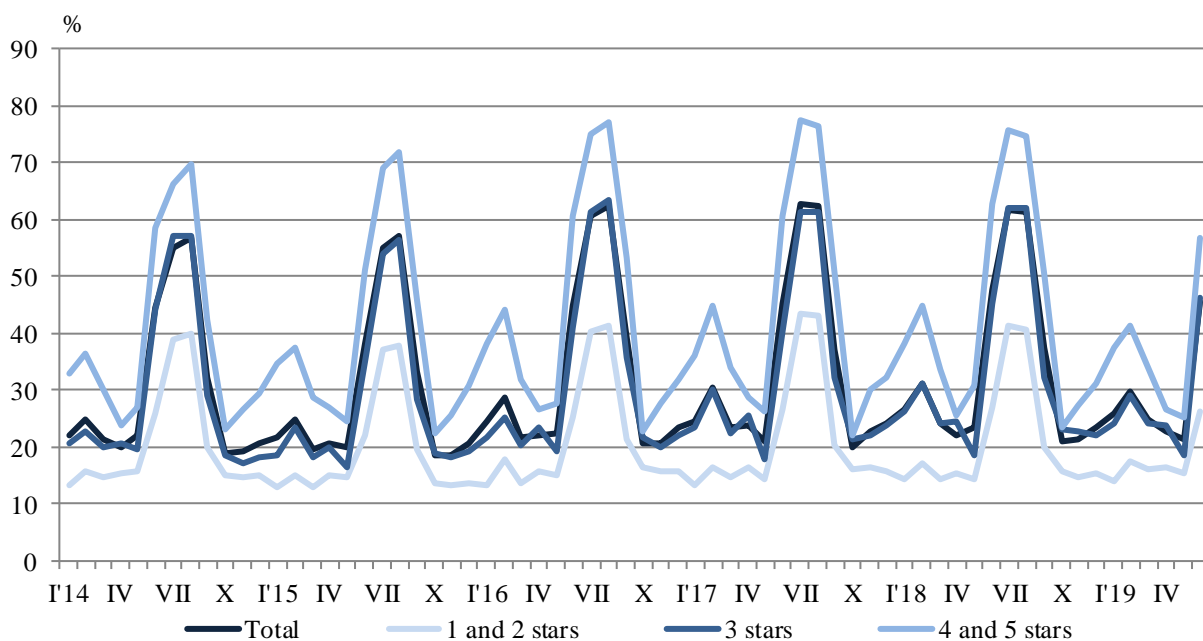
Figure 2. Arrivals in accommodation establishments by categories in June 2019



In June 2019, the total occupancy of the bed-places in accommodation establishments was 45.4%, as decreased by 2.3 percentage points compared to June 2018. The highest was occupancy of the bed-places in 4 and 5 stars accommodation establishments - 56.8%, followed by 3 stars accommodation establishments - 46.2%, and with 1 and 2 stars - 26.3%.

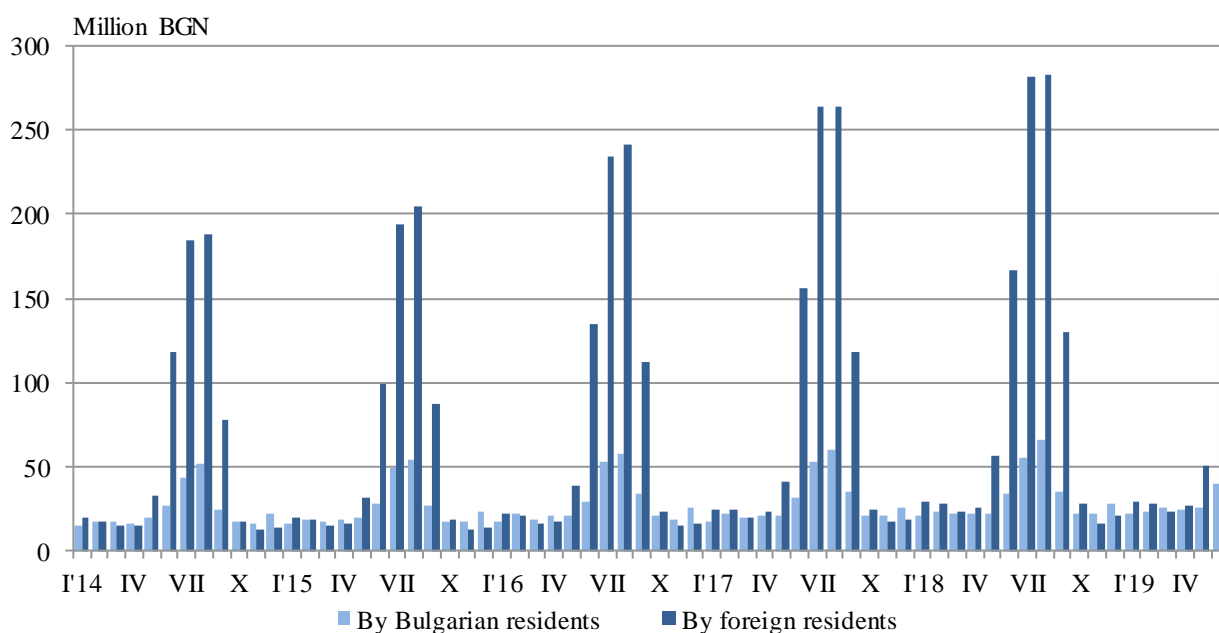


Figure 3. The occupation of the bed-places in accommodation establishments by categories and months



The total revenues from nights spent in June 2019 reached 205.4 million BGN or by 2.6% more compared to June 2018. An increase in revenues was registered from Bulgarians by 17.9%, while those from foreigners decreased by 0.5%.

Figure 4. The revenues from nights spent in accommodation establishments by months





Methodological notes

Since 2012 the statistical survey on **accommodation establishments** has been carried out monthly in compliance with the Regulation 692/2011 of the European Parliament and of the Council concerning European statistics on tourism and the Regulation 1051/2011 of the Commission implementing Regulation 692/2011 of the European Parliament and of the Council concerning European statistics on tourism, as regards the structure of the quality reports and the transmission of the data.

All categorized hotels, camping sites and other types of accommodation establishments with more than 10 bed-places in use during the reporting period were included in the observation.

The indicator **other accommodation establishments** include the holiday settlements, hostels, guests houses, bungalows, rest houses, mountain chalets, private rooms and flats and other establishments for short accommodation.

Available Bed Capacity is the maximum number of bed-places on offer for each day of the reference month.

In the **revenues from nights spent** in accommodation establishments are included the sums paid by the guests, without the extra services.



Annex

Table 1

Activity of accommodation establishments in June 2019¹

Districts	Establishments - in numbers	Bed-places - in numbers	Available bed-nights - in numbers	Nights spent - in numbers		Arrivals in accommodation establishments - in numbers		Revenues from nights spent - Thousand BGN	
				Total	Of which: By foreigners	Total	Of which: Foreigners	Total	Of which: By foreigners
Total	3018	304096	8896944	4036701	3071749	1028784	620597	205433	165441
Blagoevgrad	179	12933	371452	71943	19737	37422	9178	3346	1065
Burgas	721	120509	3472338	1886496	1594858	330014	249323	91630	80314
Varna	389	65401	1951107	970435	861950	201385	159900	51195	46703
Veliko Tarnovo	119	5191	153840	38649	13145	24929	10493	1501	653
Vidin	29	853	24174	6604	1191	4598	901	278	57
Vratsa	26	885	26069	8182	1360	3944	455	236	40
Gabrovo	65	3418	97194	22768	3536	13971	2409	735	183
Dobrich	156	26756	797752	417277	335856	81142	57281	21750	17466
Kardzhali	33	1072	32160	6941	1666	4857	1178	305	78
Kyustendil	83	3168	95040	17573	2941	10766	1850	583	113
Lovech	69	3512	101641	21370	1633	12080	991	862	75
Montana	25	1159	34770	7251	563	3450	291	244	30
Pazardzhik	55	4454	128106	49118	6990	19522	1609	2380	459
Pernik	13	499	14970	4449	484	2453	347	125	26
Pleven	23	1255	37650	6757	1791	4171	1074	304	131
Plovdiv	222	10319	302324	113444	40938	57463	19352	5481	2290
Razgrad	16	709	21270	5584	1694	2606	791	201	66
Ruse	52	2016	58194	18209	6017	12485	4366	939	378
Silistra	27	809	23950	4140	791	2941	561	192	47
Sliven	55	1972	59160	8328	1733	5238	856	385	131
Smolyan	262	9773	279692	41220	4614	20418	2254	1462	192
Sofia	93	7030	205253	50438	12821	26864	6066	1938	593
Sofia (stolitsa)	123	12298	368670	189733	137653	114761	80662	16350	13422
Stara Zagora	50	3581	105033	37028	6459	14987	3736	1696	411
Targovishte	15	626	18730	5196	957	2311	394	186	48
Haskovo	35	1579	47370	15401	7771	7065	3045	649	351
Shumen	63	1618	48540	8353	1766	4989	849	319	75
Yambol	20	701	20495	3814	834	1952	385	161	44

¹ In use.