

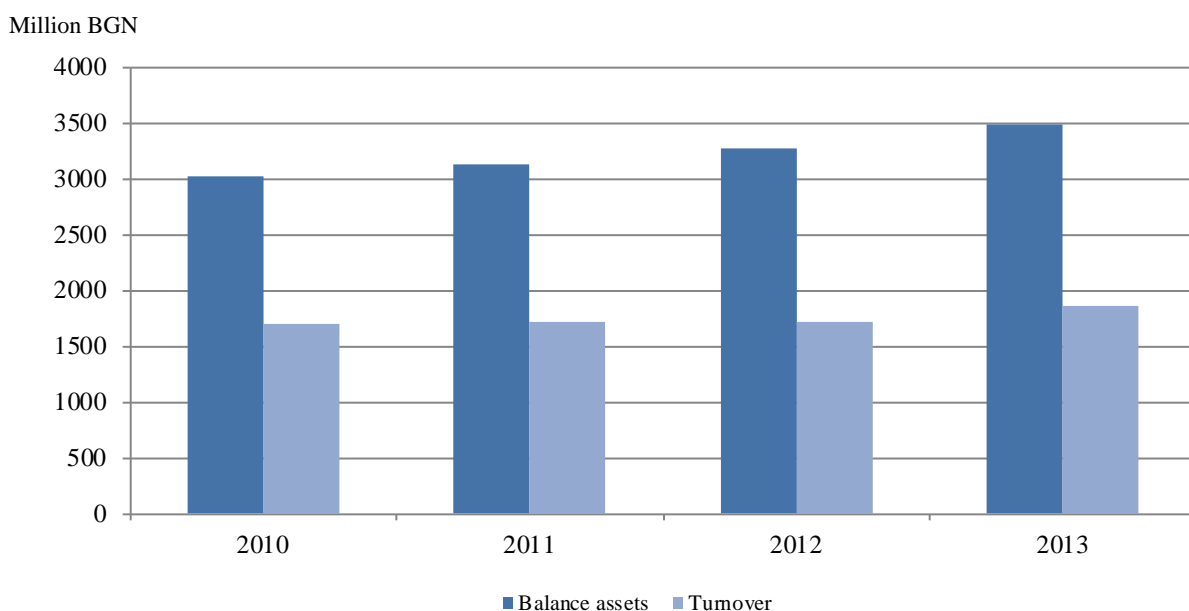


## ACTIVITY OF FINANCIAL ENTERPRISES AND ASSOCIATIONS AND FOUNDATIONS IN 2013 (PRELIMINARY DATA)

### 1. Insurance Enterprises

According to preliminary data 54<sup>1</sup> licensed insurance enterprises submitted annual reports at the National Statistical Institute. Their balance value of assets at the end of the year was 3 477.9 million BGN and the turnover<sup>2</sup> at current prices was 1 855.3 million BGN.

**Figure 1. Balance value of assets and turnover of insurance enterprises by year**



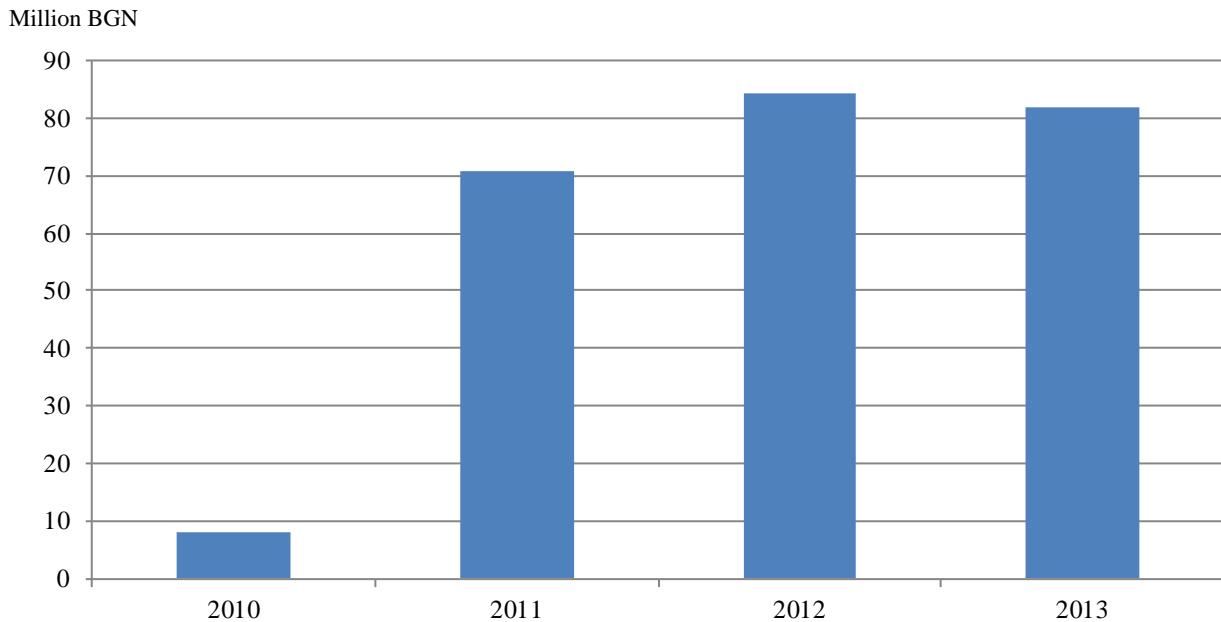
The positive financial result of the activity of insurance enterprises for 2013 totalled 81.9 million BGN. Life assurance enterprises realised a profit of 6.0 million BGN and the profit of the non-life assurance enterprises reached 75.9 million BGN.

<sup>1</sup>Because of legislation changes in 2013 health assurance companies were pre-licensed as insurance enterprises, transformed by joining into insurance enterprises or in procedure of liquidation. By this reason data for 2013 are not comparable with previous years.

<sup>2</sup>The turnover includes the gross premiums written in the current accounting year.



**Figure 2. Financial result of insurance enterprises by year**



## 2. Pension Companies and Pension Funds

In 2013 a total of 9 pension companies developed their activity in Bulgaria, as their balance value of assets as of 31.12.2013 was 231.9 million BGN.

The turnover<sup>1</sup> of pension companies for 2013, calculated at current prices, amounted to 107.7 million BGN and the financial result was a profit of 36.9 million BGN.

In 2013 the number of pension funds which submitted annual reports at the NSI, was 28, including 18 compulsory pension funds (9 universal and 9 professional funds), and 10 voluntary pension funds.

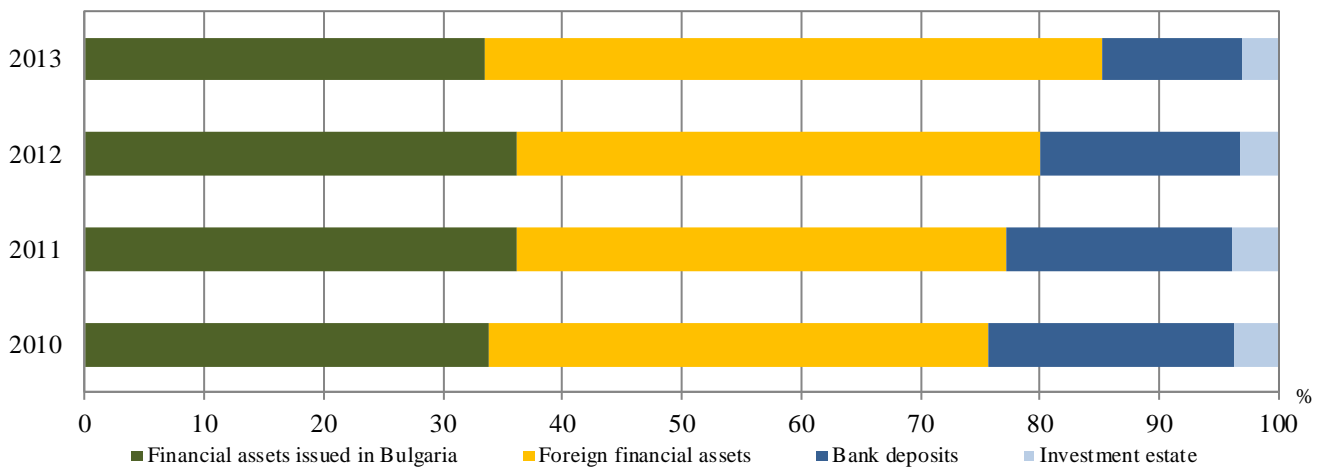
The balance value of their assets as of 31.12.2013 was 6 821.1 million BGN and the investments totalled 6 183.9 million BGN.

The total number of insured persons in pension funds as of 31.12.2013 was 4 188 161 and the gross receipts from contributions reached 933.0 million BGN.

<sup>1</sup>The turnover includes revenues from taxes and deductions in the accounting year.



**Figure 3. Structure of investments of pension funds by year**



### 3. Special Investment Purpose Companies

For the accounting year 2013 a total of 250 special investment purpose companies (investment companies, investment intermediaries, managing investment companies, investment funds and companies limited by shares with special purpose) have submitted annual reports at the NSI. According to preliminary data the balance value of their assets as of 31.12.2013 was 6 853.5 million BGN. Foreign assets received (securities and cash to customers) was 4 445.3 million BGN.

#### 1. Number of companies

Investment companies by type	2010	2011	2012	2013
<b>Total</b>	<b>260</b>	<b>249</b>	<b>252</b>	<b>250</b>
Investment intermediaries	55	51	54	50
Investment companies	10	13	10	3
Managing investment companies	34	34	30	30
Investment funds	95	92	96	107
Companies limited by shares with special investment purpose	66	59	62	60

The financial revenues (turnover) of special purpose insurance companies for 2013 at current prices totalled 592.7 million BGN and the financial result for the year was a net profit of 29.6 million BGN.



#### 4. Health Assurance Companies

Because of legislation changes in 2013 health assurance companies were pre-licensed as insurance enterprises, transformed by joining into insurance enterprises or in procedure of liquidation. By this reason in NSI only 3 health assurance companies submitted their annual reports for 2013, pre-licensed enterprises are reported as insurance enterprises.

#### 5. Associations and Foundations

According to preliminary data the number of associations and foundations, which submitted annual reports for 2013 at the NSI, was 9 243 and the balance value of their assets as of 31.12.2013 totalled 862.2 million BGN.

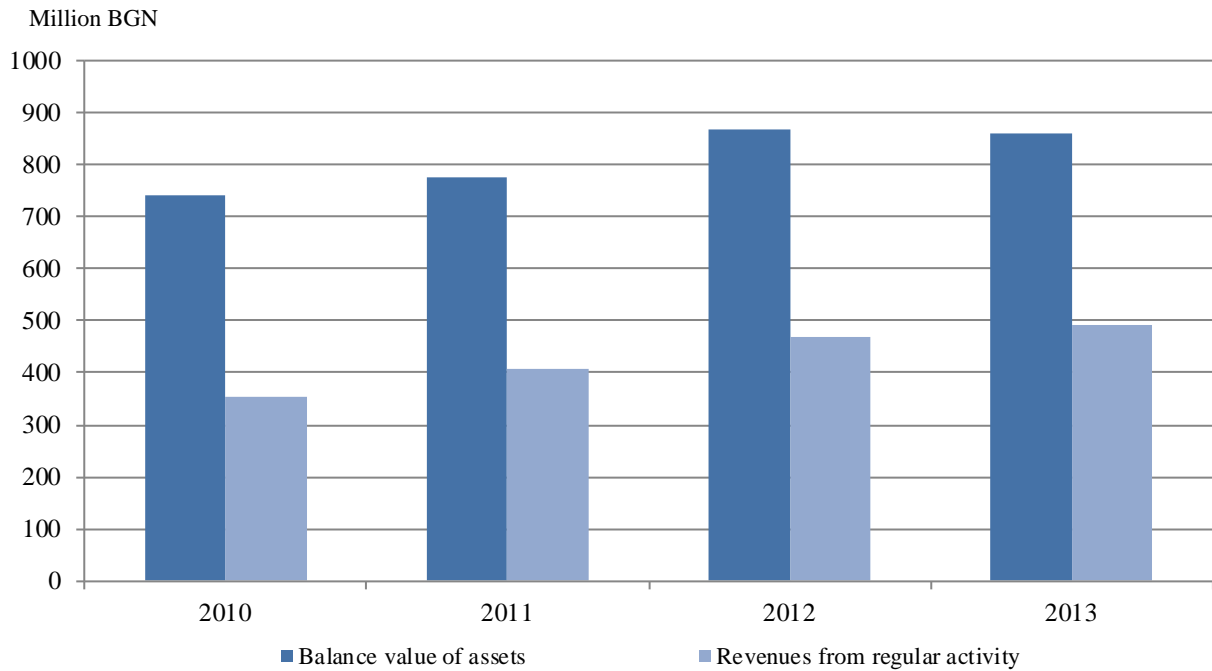
The total revenues from non-regular activities for 2013 at current amounted to 523.6 million BGN and their revenues from regular activity was 491.9 million BGN.

### 2. Major economic indicators

Major economic indicators	2010	2011	2012	2013
Number of enterprises	8640	9116	9349	9243
Balance value of assets - million BGN	740,2	775,9	866,5	862,2
Revenues from regular activity - million BGN	355,5	406,2	468,2	491,9
Expenditure for regular activity - million BGN	172,9	210,9	230,8	243,1



**Figure 4. Balance value of assets and revenues from regular activity by year**



The members of associations and foundations as of 31.12.2013 were 1 633 426, of which 107 487 were legal entities and 1 525 939 were individuals. The volunteers which worked in them were 61 812, as they worked a total of 1 723 667 hours.