

Italy and the EU

(based on 2013 data)

Share of Italy in EU population

12%

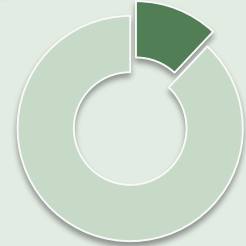
59.7 mio inhab.



Share of Italy in EU GDP

12%

1 560 bn euro

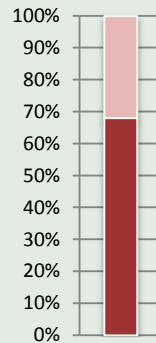


Share of Italy in EU area

7%

302 073 km²

Foreign Direct Investment*

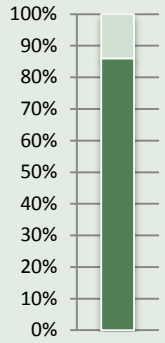


68%

of Italian FDI stock held in EU Member States

86%

of FDI stock in Italy held by EU Member States



* 2012 data

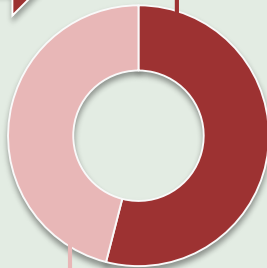
Italian exports of goods

Italian exports to EU Member States

54%

within the EU

outside the EU



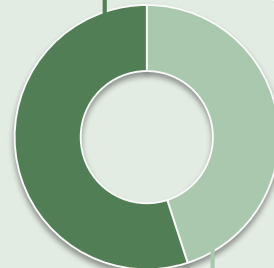
Italian imports of goods

Italian imports from EU Member States

within the EU

55%

outside the EU



Italy trade in goods balance with the EU: +10.4 bn euro

On the occasion of the forthcoming Italian Presidency of the Council of the European Union (from 1 July 2014), Eurostat, the statistical office of the European Union, releases some indicators and infographics to show the relative position of **Italy** in the **European Union**.

FACTS and DATA		ITALY	EU28
ECONOMY & PUBLIC FINANCE			
GDP per capita (€)	2013	25 600	25 700
Annual inflation rate (%)	May 2014	0.4	0.6
Hourly labour costs level (€)	2013	28.1	23.7
Government surplus/deficit (% of GDP)	2013	-3.0	-3.3
Government gross debt (% of GDP)	2013	132.6	87.1
Tax burden (tax to GDP ratio - %)	2012	44.0	39.4
Gross business investment rate (%)	2013	19.6	19.1
Gross business profit share (%)	2013	39.2	37.0
Gross household saving rate (%)	2013	12.9	10.9
POPULATION & SOCIAL CONDITIONS			
Population density (per km ²)	2012	201.8	116.3
Share of population aged 65 or over (%)	2013	21.2	18.2
Life expectancy (years)	2012	82.4	80.3
Fertility rate (children per woman)	2012	1.43	1.58
Unemployment rate (Total - %)	April 2014	12.6	10.4
Employment rate (20-64 years - %)	2013	59.8	68.3
At-risk-of-poverty or social exclusion rate (%)	2012	29.9	24.8
Tertiary educational attainment (30-34 years - %)	2013	22.4	36.8
ENVIRONMENT & ENERGY			
Share of renewables in final energy consumption (%)	2012	13.5	14.1
Energy dependency (%)	2012	80.8	53.4
SCIENCE & TECHNOLOGY			
Households having internet broadband connections (%)	2013	68.0	76.0
R&D expenditure (% of GDP)	2012	1.27	2.07

Issued by: **Eurostat Press Office**

Tel: **+352-4301-33 444**

eurostat-pressoffice@ec.europa.eu

Eurostat news releases on the internet: <http://ec.europa.eu/eurostat>

Follow Eurostat on Twitter: http://twitter.com/EU_Eurostat